

PENNSYLVANIA GAME COMMISSION

PROJECT NO. PGC-331-22-01

STATE GAME LANDS #331 NEW CWD TESTING BUILDING

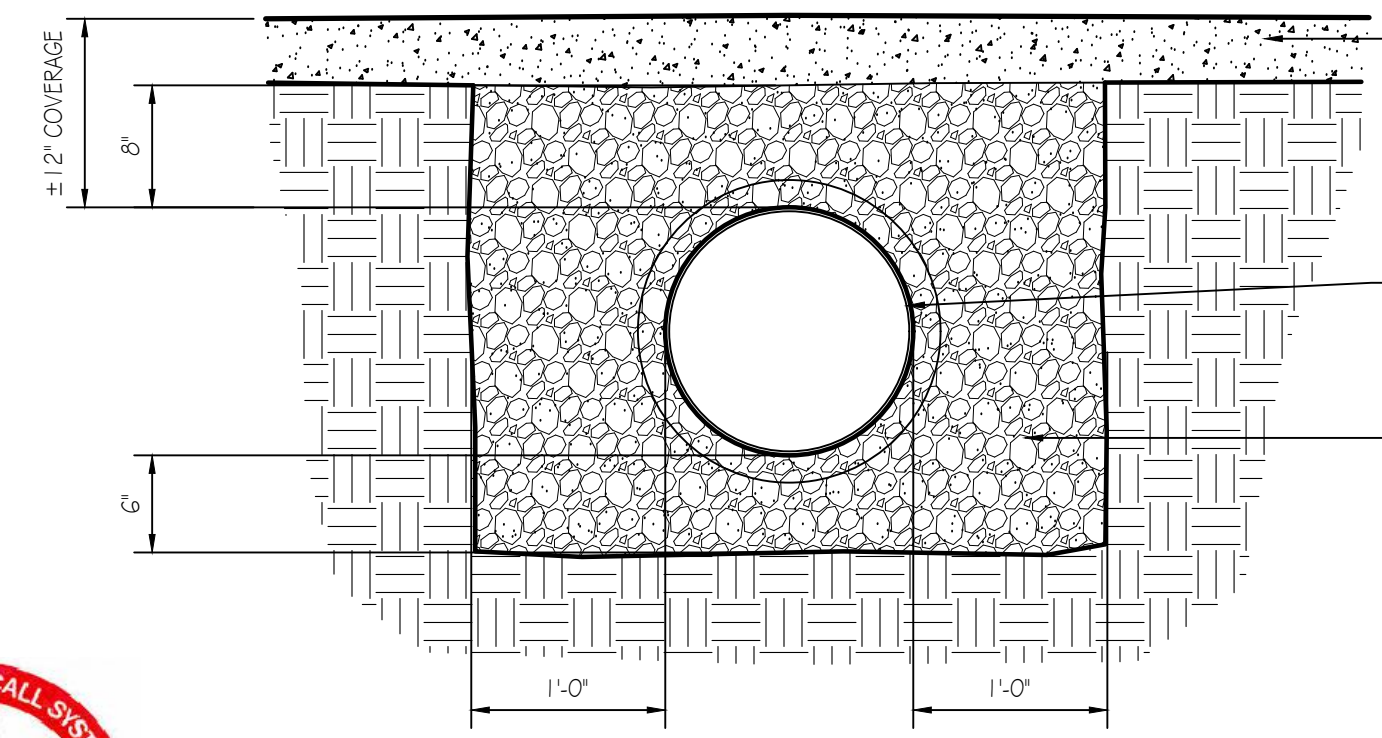
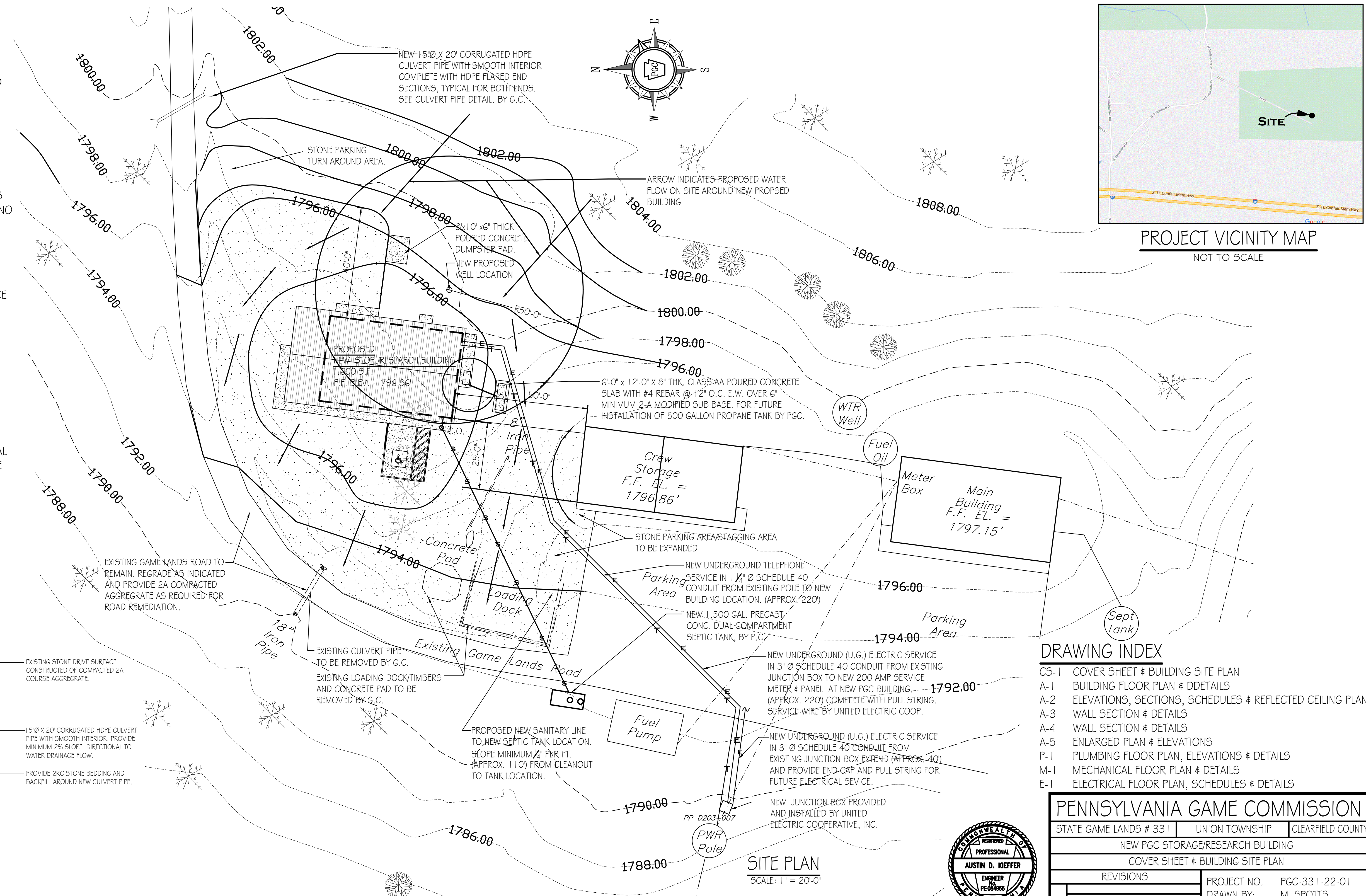
UNION TOWNSHIP, CLEARFIELD COUNTY, PENNSYLVANIA

CONTRACT NO. 1: GENERAL CONSTRUCTION
CONTRACT NO. 2: MECHANICAL CONSTRUCTION

CONTRACT NO. 3: PLUMBING CONSTRUCTION
CONTRACT NO. 4: ELECTRICAL CONSTRUCTION

SITE PLAN GENERAL NOTES:


- UTILITY LINE LOCATIONS SHOWN ON THE DRAWINGS ARE APPROXIMATE. UNDERGROUND TELEPHONE, ELECTRIC, GAS, SANITARY SEWER, WATER AND STORMWATER DRAINAGE LINES MAY BE PRESENT AT SOME WORK LOCATIONS. FIELD VERIFICATION IS REQUIRED PRIOR TO ANY CONSTRUCTION. CONTACT PA ONE CALL AND COMPLY WITH ACT 287 (AS AMENDED) REGARDING LOCATIONS OF UNDERGROUND UTILITIES.
- ALL WORK WITHIN THE PUBLIC RIGHT-OF-WAY SHALL BE CONDUCTED IN ACCORDANCE WITH THE REQUIREMENTS OF PENNDOT, THE LOCAL MUNICIPALITY AND THE CONTRACT DOCUMENTS.
- CONTRACTOR SHALL COORDINATE WITH AFFECTED UTILITY COMPANIES IN THE EVENT ITEMS SUCH AS TEMPORARY POLE SUPPORT IS REQUIRED. THIS WORK SHALL BE COMPLETED AT NO ADDITIONAL COST TO THE OWNER.
- EXISTING DRAINAGE FACILITIES SHALL REMAIN INTACT DURING CONSTRUCTION, UNLESS OTHERWISE DIRECTED BY THE ENGINEER.
- ALL AREAS DISTURBED BY THE CONSTRUCTION WORK SHALL BE RESTORED IN ACCORDANCE WITH THE CONTRACT DOCUMENTS TO THEIR ORIGINAL CONDITION OR BETTER.
- ALL DISTURBED AREAS NOT RECEIVING OTHER SURFACE TREATMENT SHALL BE GRADED, SEEDED, AND MULCHED.
- CONTRACTOR SHALL REFER TO CONTRACT DOCUMENTS FOR SOIL EROSION & SEDIMENTATION CONTROL PLAN REQUIREMENTS.
- MAINTAIN ACCESS TO DRIVEWAYS AND ENTRANCES LOCATED ALONG THE PROJECT.
- THE CONTRACTOR SHALL ENSURE THAT ALL CONSTRUCTION VEHICLES (INCLUDING MATERIAL SUPPLIER VEHICLES) LEAVING THE PROJECT AREA HAVE MUD BUILDUP REMOVED FROM THE TIRES BEFORE EXITING ONTO PAVED ROADWAYS. ALL MUD TRACKED ONTO PAVED ROADWAYS SHALL BE IMMEDIATELY REMOVED FROM THE ROADWAY.



CULVERT PIPE DETAIL
SCALE: 1" = 1'-0"

DRAWING INDEX

CS-1	COVER SHEET & BUILDING SITE PLAN
A-1	BUILDING FLOOR PLAN & DETAILS
A-2	ELEVATIONS, SECTIONS, SCHEDULES & REFLECTED CEILING PLAN
A-3	WALL SECTION & DETAILS
A-4	WALL SECTION & DETAILS
A-5	ENLARGED PLAN & ELEVATIONS
P-1	PLUMBING FLOOR PLAN, ELEVATIONS & DETAILS
M-1	MECHANICAL FLOOR PLAN & DETAILS
E-1	ELECTRICAL FLOOR PLAN, SCHEDULES & DETAILS



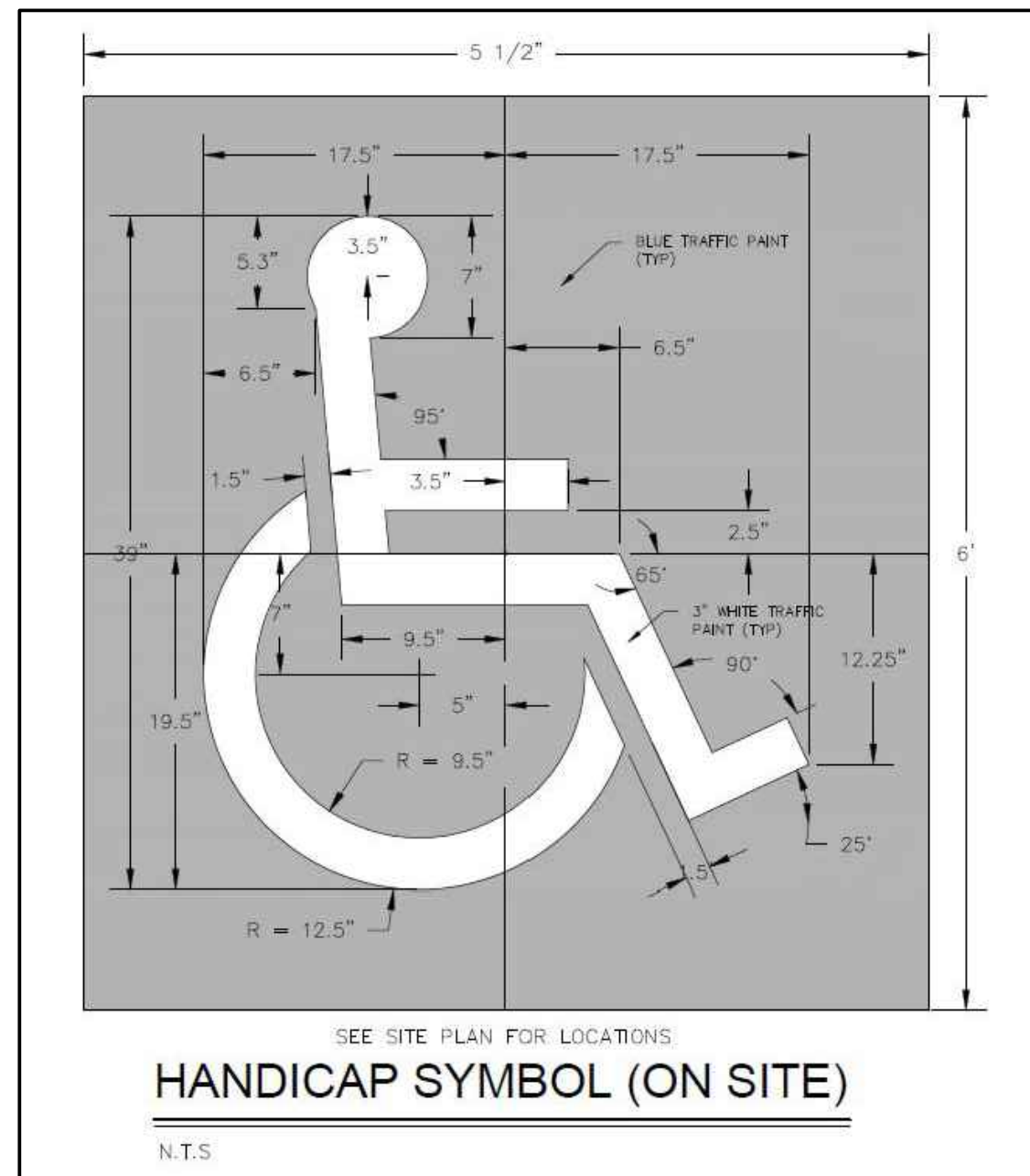
PENNSYLVANIA GAME COMMISSION		
STATE GAME LANDS # 331	UNION TOWNSHIP	CLEARFIELD COUNTY
NEW PGC STORAGE/RESEARCH BUILDING		
COVER SHEET & BUILDING SITE PLAN		
REVISIONS	PROJECT NO.	PGC-331-22-01
	DRAWN BY:	M. SPOTTIS
	DATE:	7/12/2023
	SHEET NO.	CS-1

SITE PLAN
SCALE: 1" = 20'-0"

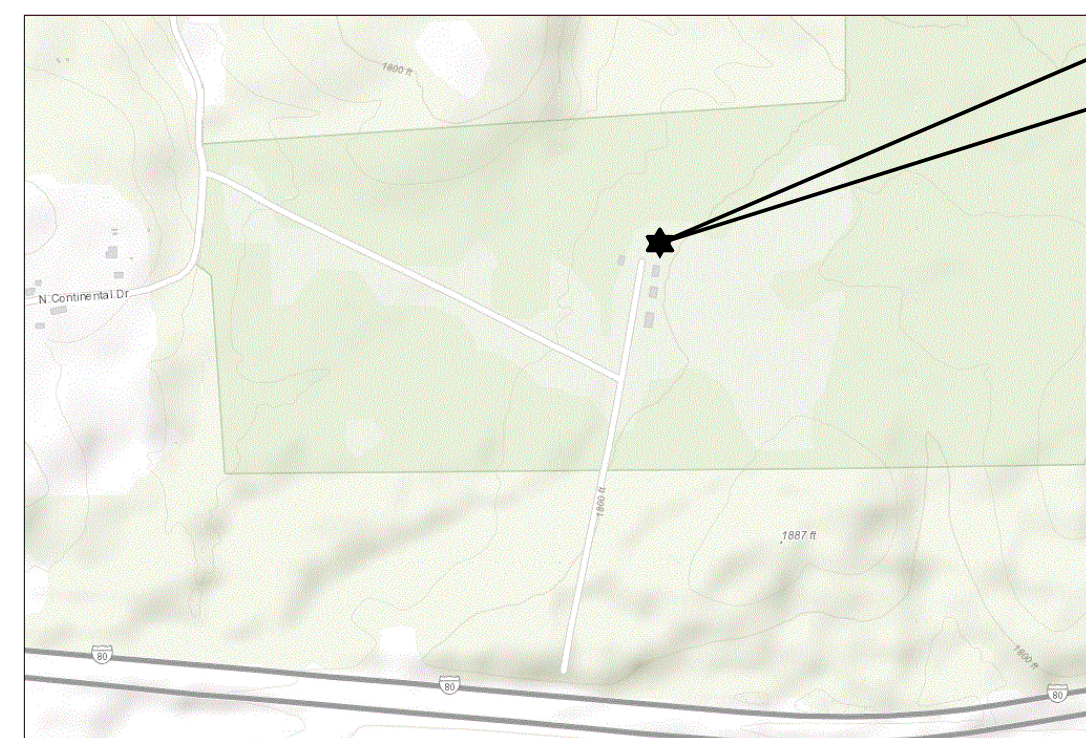
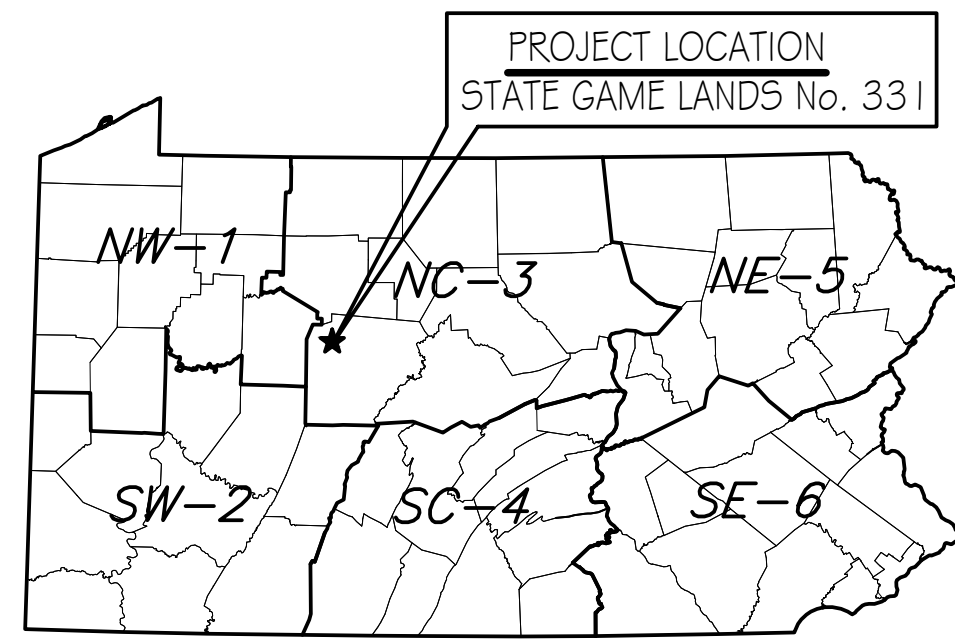
ADA COMPLIANT NOTES:
 (NOTE #1)-APPROXIMATE LOCATION OF BRAILLE EXIT SIGNAGE MOUNTING HEIGHT TO BE BETWEEN 48"-60", IN ACCORDANCE WITH ICCANSI A117.1-2017, CHAPTER 7.

WALL LEGEND:

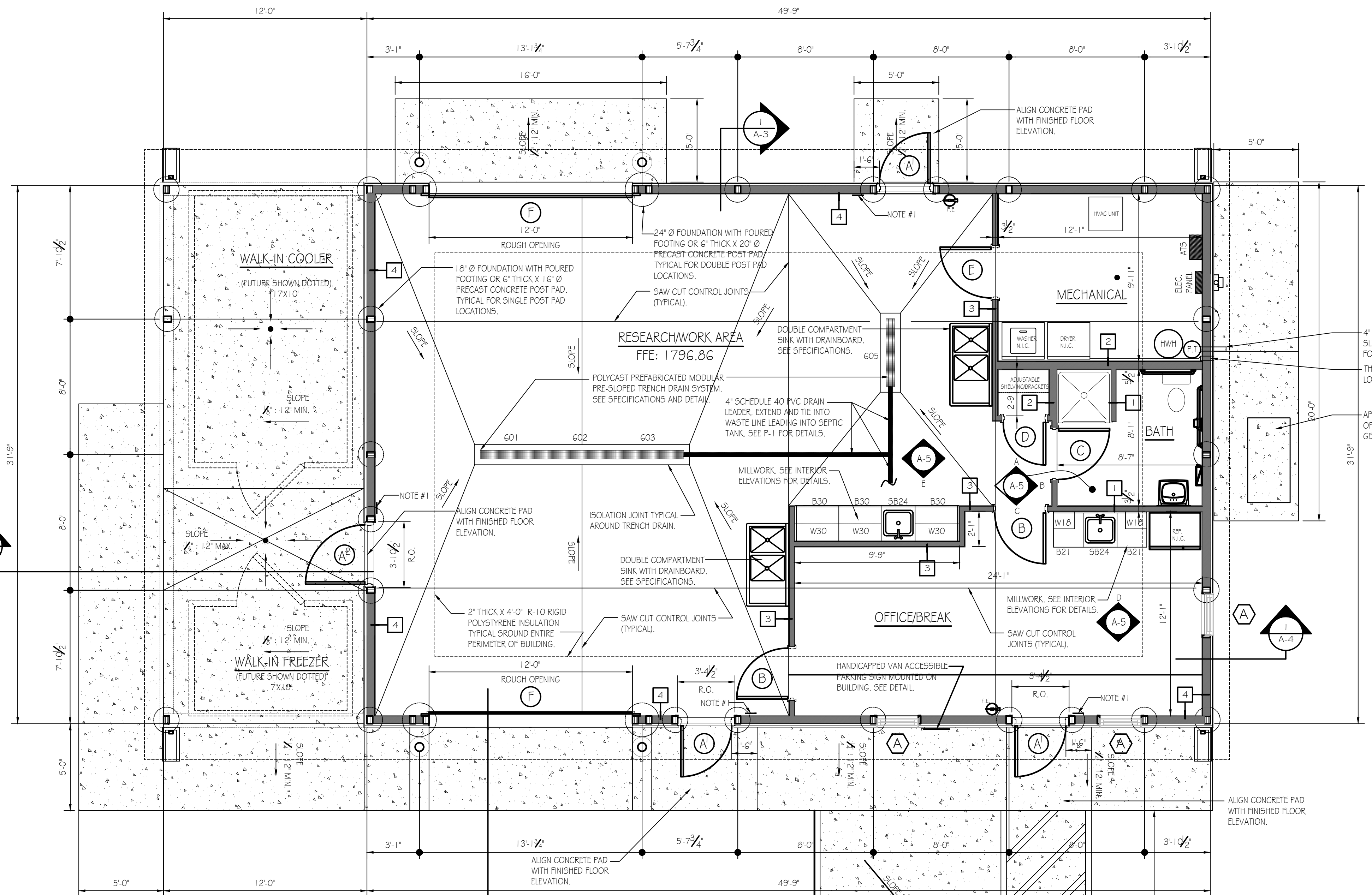
- 1 2"x4" WOOD STUDS @ 16" O.C. EXTEND TOP OF WALL TO 10'-0" A.F.F. PROVIDE OSB OR PLYWOOD SHEATHING WITH FRP (FIBERGLASS REINFORCED WALL PANELS) WALL FINISH EXTENDED TO 8'-0" A.F.F. TYPICAL FOR BOTH SIDES.
- 2 2"x6" WOOD STUDS @ 16" O.C. EXTEND TOP OF WALL TO 10'-0" A.F.F. PROVIDE OSB OR PLYWOOD SHEATHING WITH FRP (FIBERGLASS REINFORCED WALL PANELS) WALL FINISH EXTENDED TO 8'-0" A.F.F. TYPICAL FOR BOTH SIDES.
- 3 2"x4" WOOD STUDS @ 16" O.C. EXTEND TO UNDERSIDE OF ROOF TRUSSES (APPROX ±15'-9"). PROVIDE OSB OR PLYWOOD SHEATHING WITH FRP (FIBERGLASS REINFORCED WALL PANELS) WALL FINISH EXTENDED TO 8'-0" A.F.F. TYPICAL FOR OFFICE/BREAK, BATH & MECHANICAL ROOM SIDES. PROVIDE OSB OR PLYWOOD SHEATHING FULL HEIGHT WITH FRP FINISH EXTENDED TO 8'-0" A.F.F. AND METAL SIDING ABOVE EXTENDED TO METAL CEILING (SHOP AREA SIDE).
- 4 2"x6" WOOD INFILL STUDS BETWEEN LAMINATED SUPPORT COLUMNS/POSTS @ 16" O.C. FULL HEIGHT TO UNDERSIDE OF TRUSSES OR HEADER/TRUSS SEAT. WITH R-20 BATT INSULATION (FULL HG.) PROVIDE OSB OR PLYWOOD SHEATHING FULL HEIGHT WITH FRP (FIBERGLASS REINFORCED WALL PANELS) WALL FINISH EXTENDED TO 8'-0" A.F.F. TYPICAL FOR OFFICE/BREAK, BATH & MECHANICAL ROOM SIDES. PROVIDE OSB OR PLYWOOD SHEATHING FULL HEIGHT WITH FRP FINISH EXTENDED TO 8'-0" A.F.F. AND METAL SIDING ABOVE EXTENDED TO METAL CEILING (RESEARCH WORKAREA).



5'-0" MIN. ABOVE GRADE
 N.T.S.
VAN ACCESSIBLE PARKING SIGN



PROJECT LOCATION PLAN
 NOT TO SCALE



BUILDING CODE SUMMARY

Code: International Building Code, 2018 edition

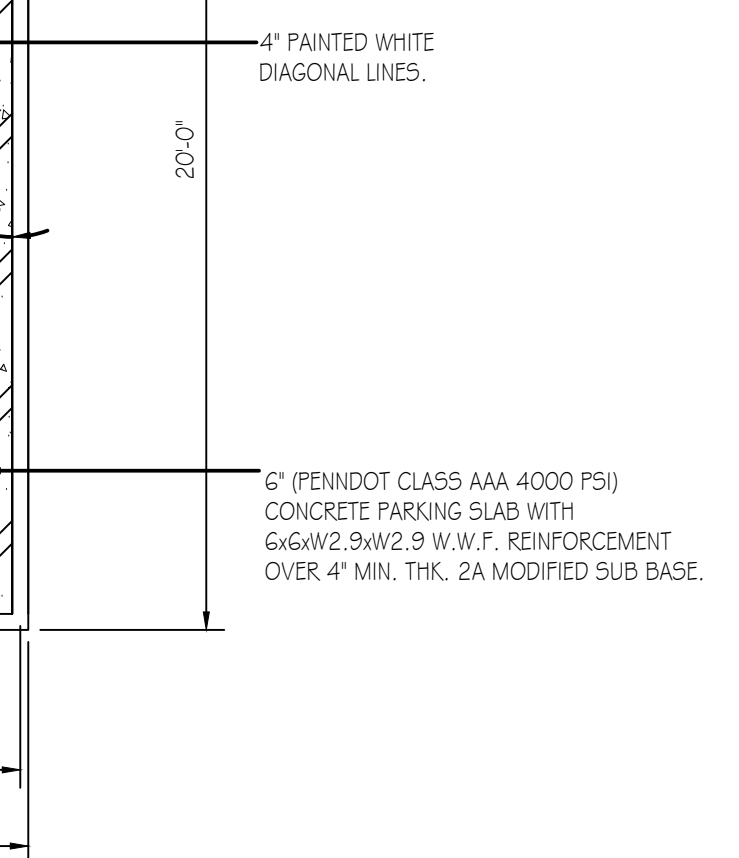
Scope: Construction of a new 32' x 50' Storage/Research Building on State Game Lands No. 331 in Union Township, Clearfield County. The new building shall include accommodations for PGC staff and storage of equipment and material to complete research on wildlife species.

Summary:
 Use & Occupancy Group: 304.1.B Business Group -Research/testing
 Construction Type: VB (Table 601)
 New Building Area: 1,600s.f.
 Allowable Area: 9,000 s.f. (Table 506.2)
 Building Stories: 1 Story, No basement, Allowable Stories: 1 Table 504.4)
 Fire Protection: No fire suppression, not required.
 Fire Extinguishers: Units of "A" = 1,600 / 1,500 = 1.07 ~ 2 (Table 906.3(1)) Fire extinguisher shall be provided at each of the two building exits and one at the opposite end of building near OH door.
 Occupant Load: Business, Occupancy Factor = 150 gross
 1,600 S.F./150 = 10.7 ~ 11 persons
 Egress Width: 11 x 0.2 inches = 2.2 inches min. (1005.3.2).
 Means Of Egress: 3 Exits provided = 104 inches; 1 required (Table 1006.3.3(2))
 Accessibility: All building features shall be fully ADA compliant in accordance with the 2018 IBC Chapters 11 - Accessibility and ICC A117.1-2017.
 Energy Efficiency: Building to be fully heated and air conditioned. Building envelope, HVAC system and lighting systems shall comply with all International Conservation Code (ICC) applicable provisions.
 Plumbing Fixture(s): 2018- IPC Chapter 4 Fixtures, Faucets and Fixture Fittings Section 403.2, Separate Facilities (Exceptions 2 & 4) - Separate Facilities not required.
 Section 410.2, Drinking Fountains Small Occupancies - Drinking Fountain not required.


FLOOR PLAN
 SCALE: 1/4" = 1'-0"

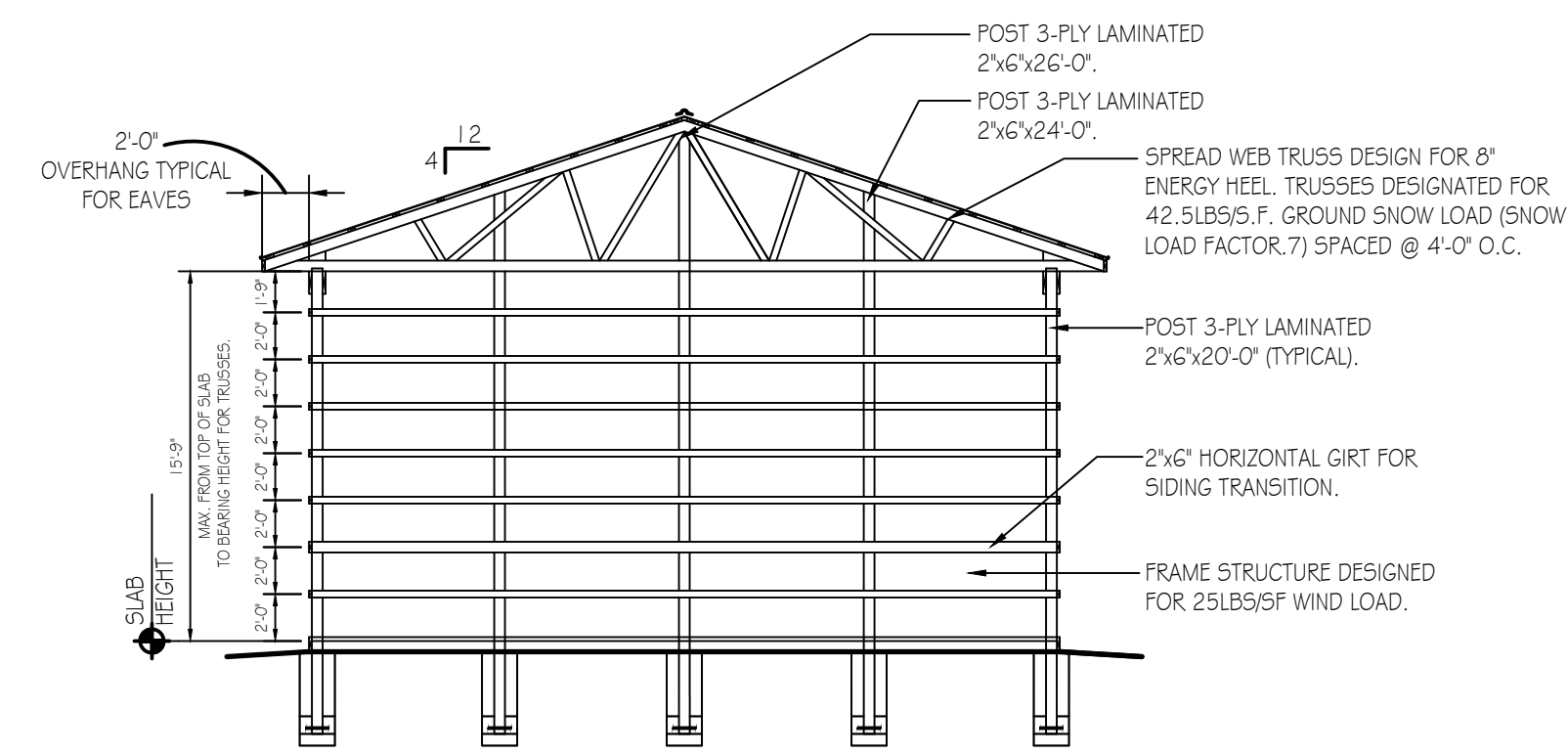
INTERNATIONAL SYMBOL OF ACCESSIBILITY (WHITE SYMBOL AND BLUE BACKGROUND) SEE ENLARGED SYMBOL DETAIL.

4" PAINTED WHITE LINE(S) TYPICAL.

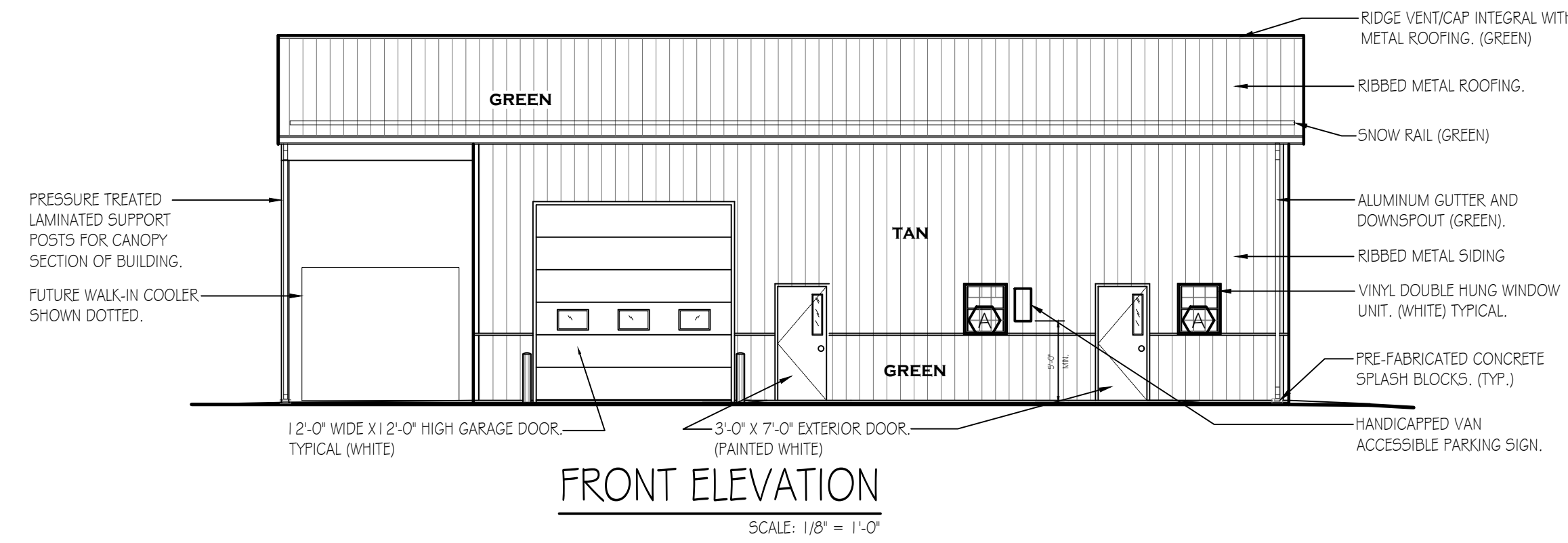


PENNSYLVANIA GAME COMMISSION		
STATE GAME LANDS # 331	UNION TOWNSHIP	CLEARFIELD COUNTY
NEW PGC STORAGE/RESEARCH BUILDING		
BUILDING FLOOR PLAN & DETAILS		
REVISIONS	PROJECT NO.	PGC-331-22-01
	DRAWN BY:	M. SPOTTS
	DATE:	7/12/2023
	SHEET NO.	A-1

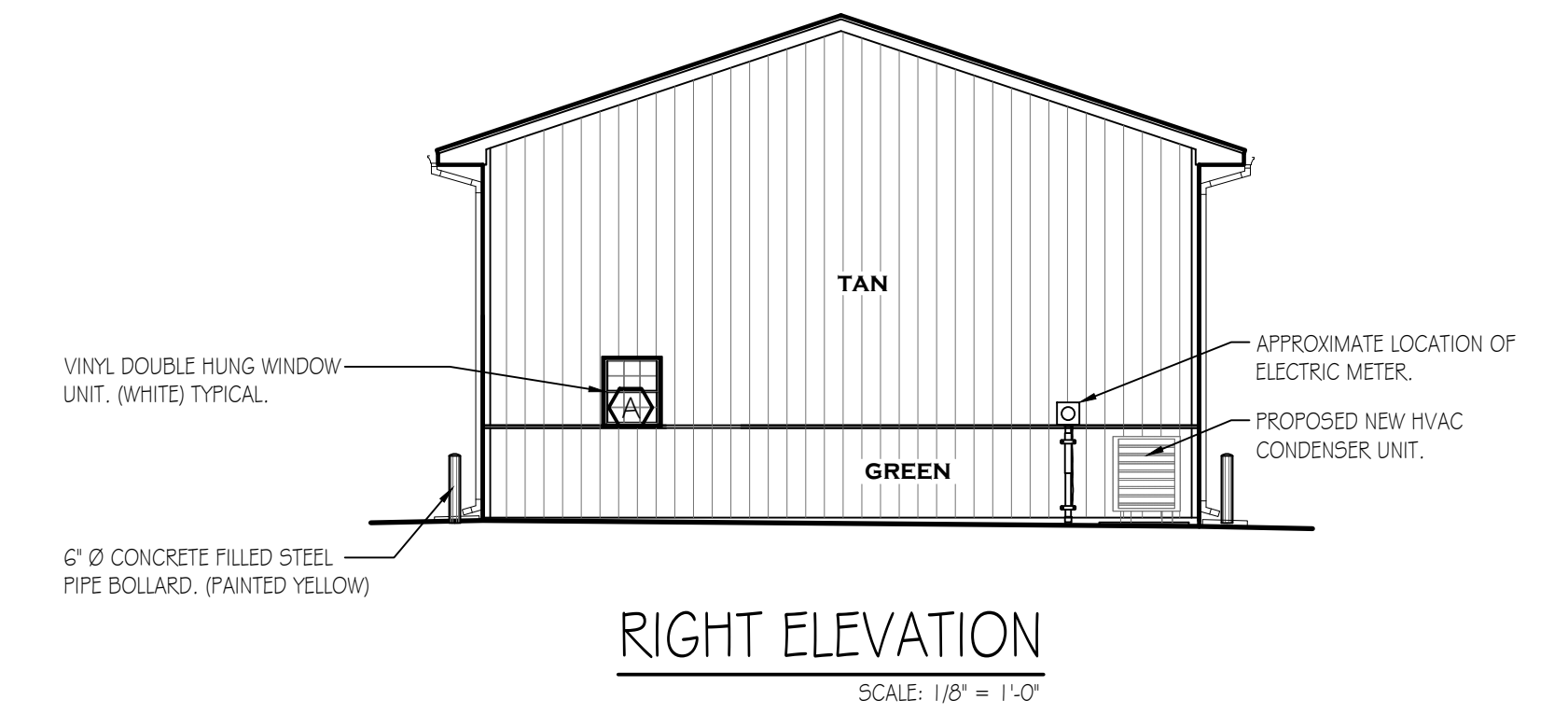




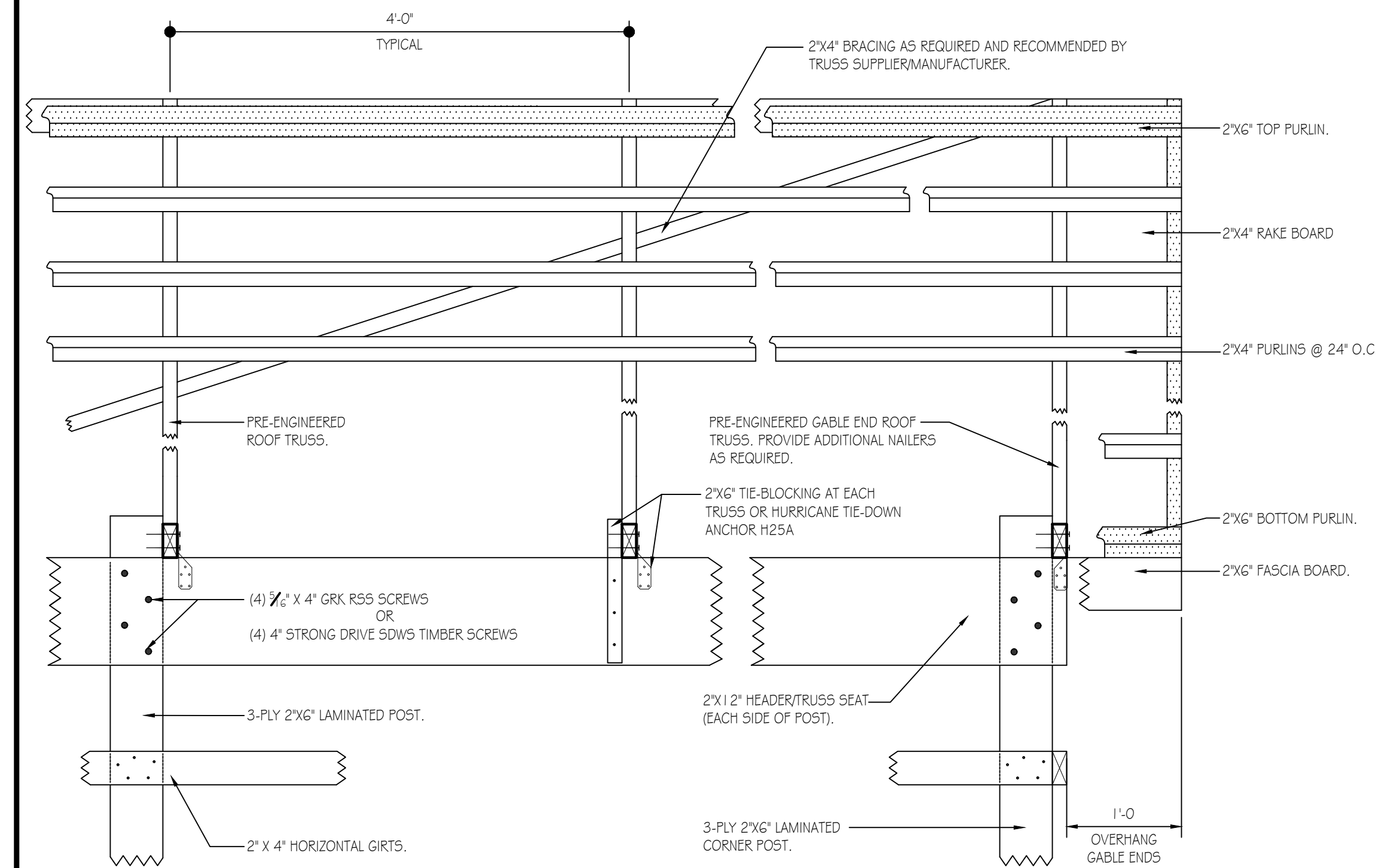
TYPICAL SECTION
SCALE: 1/8" = 1'-0"



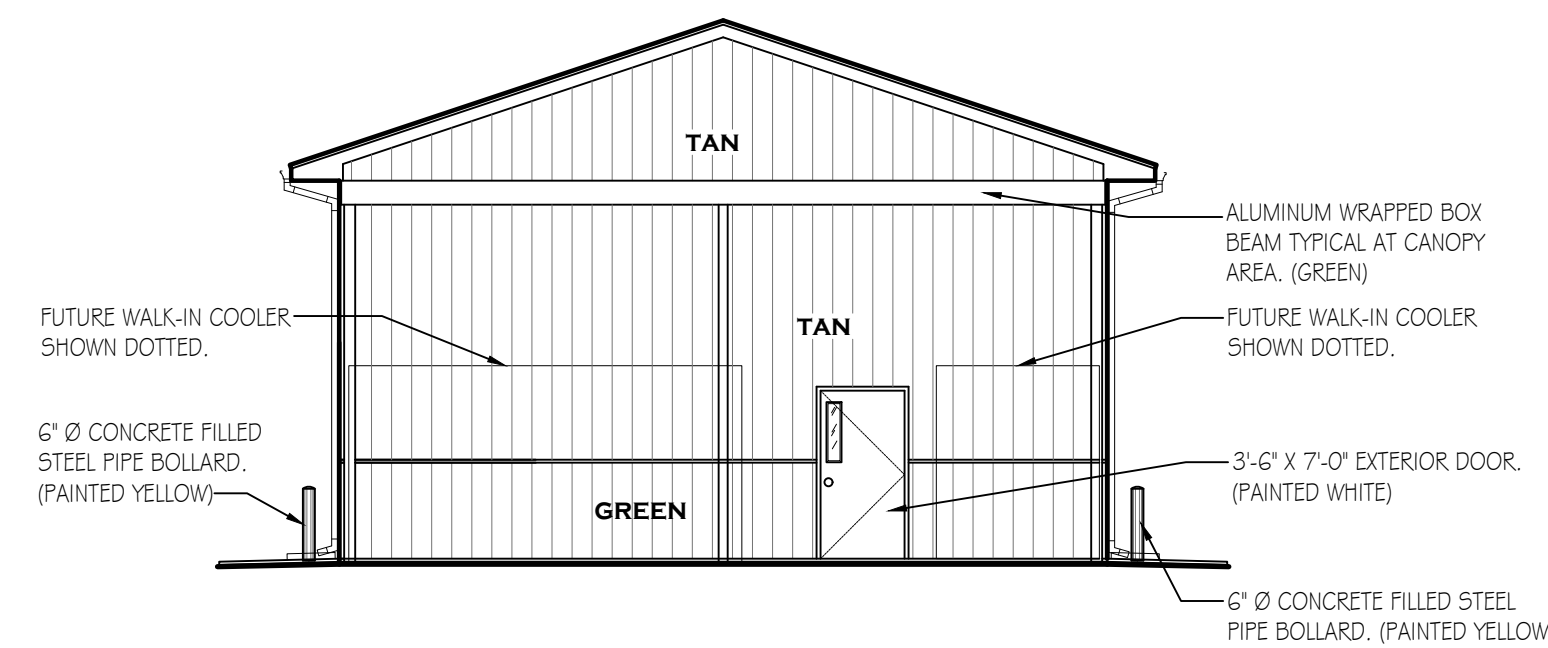
FRONT ELEVATION
SCALE: 1/8" = 1'-0"



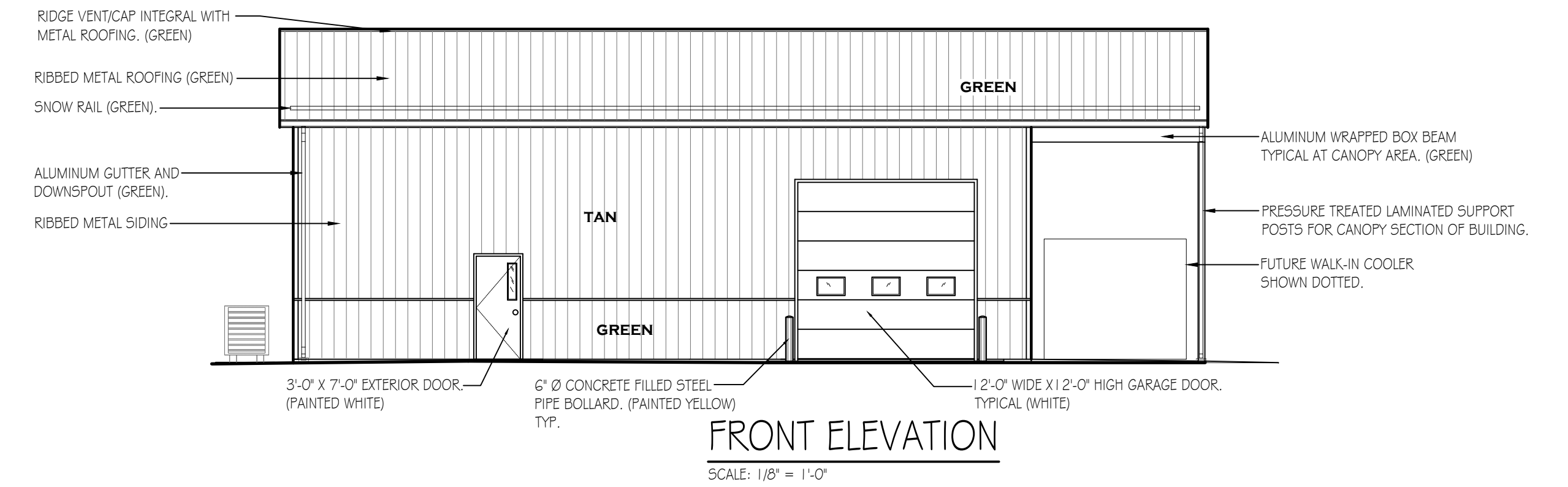
RIGHT ELEVATION
SCALE: 1/8" = 1'-0"



TYPICAL ROOF FRAMING/BRACING DETAIL
SCALE: 1" = 1'-0"



RIGHT ELEVATION
SCALE: 1/8" = 1'-0"



FRONT ELEVATION
SCALE: 1/8" = 1'-0"

MARK	TYPE	MANUFACTURER	ROUGH OPENING	COLOR	QTY.	REMARKS
A	1	VINYL	2'-6" x 3'-0"	WHITE	3	WINDOW UNIT IN BATH TO HAVE BOTTOM SASH TEMPERED GLASS

WINDOW SCHEDULE NOTES:

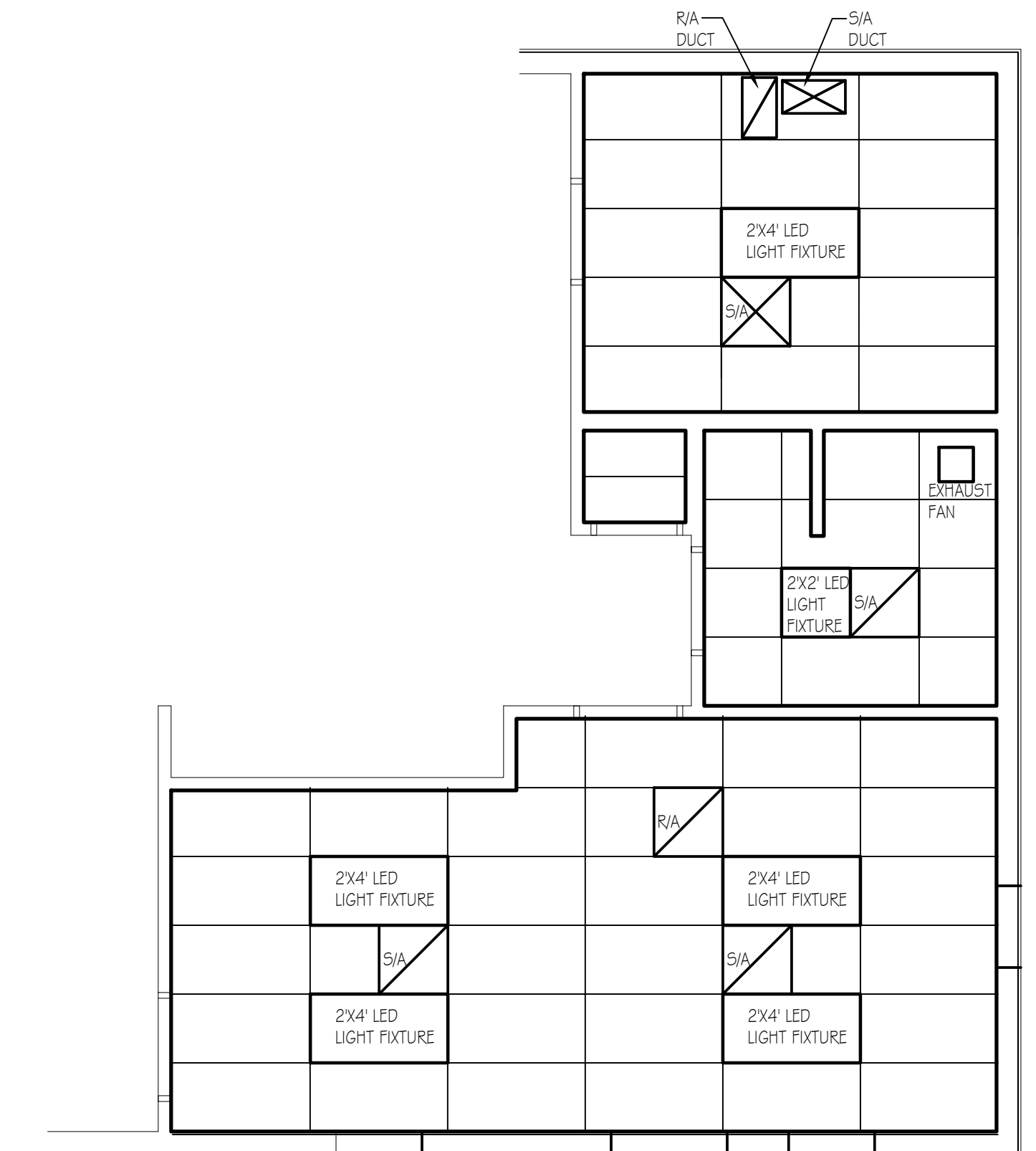
1) ALL WINDOWS TO BE COMPLETE WITH CLEAR LOW E GLASS W/ ARGON, INSECT SCREENS, GRILLES BETWEEN GLASS, INTEGRAL 'U' CHANNEL TRIM AND TEMPERED GLASS AS REQUIRED BY CODE.

2) EXTERIOR AND INTERIOR WINDOW COLOR TO BE WHITE.

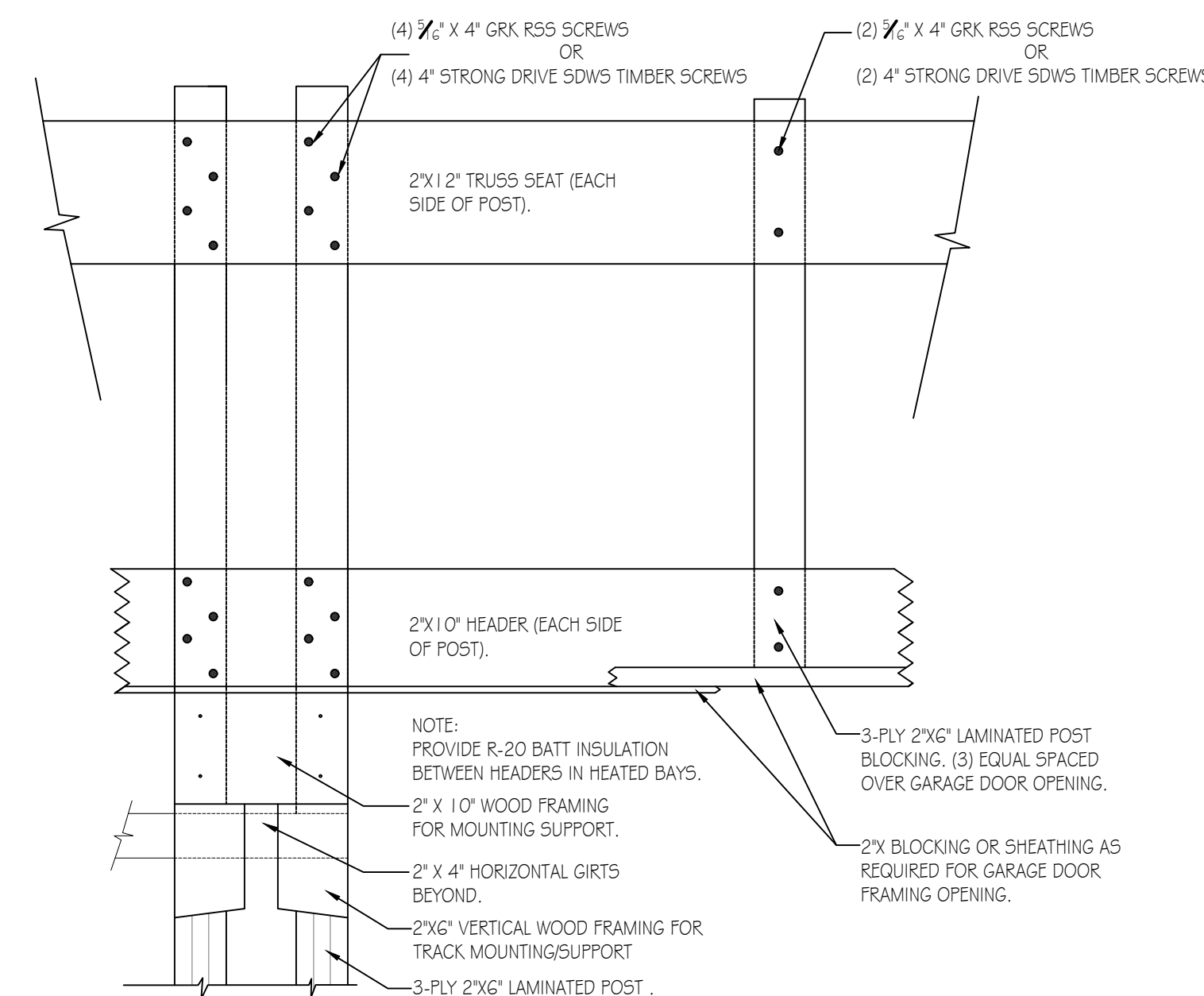
3) SEE SPECIFICATIONS FOR ADDITIONAL WINDOW INFORMATION.

TYPE 1

WINDOW SCHEDULE
N.T.S.



REFLECTED CEILING PLAN
SCALE: 1/4" = 1'-0"



GARAGE DOOR FRAMING DETAIL
SCALE: 1" = 1'-0"

MARK	TYPE	WIDTH	HGT.	THK.	HAND	QTY.	REMARKS
A	3	3'-0"	7'-0"	1-3/4"	LHR	3	INSULATED CORE W/ GLASS, PANIC EXIT DEVICE, CLOSER.
A'	1	3'-6"	7'-0"	1-3/4"	RHR	1	INSULATED CORE W/ GLASS, PANIC EXIT DEVICE, CLOSER.
B	1	3'-0"	7'-0"	1-3/4"	RH	1	NON-INSULATED W/ GLASS & PASSAGE SET
B'	1	3'-0"	7'-0"	1-3/4"	RHR	1	NON-INSULATED W/ GLASS & PASSAGE SET
C	2	3'-0"	7'-0"	1-3/4"	RH	1	NON-INSULATED W/ PRIVACY SET
D	1	3'-0"	7'-0"	1-3/4"	LHR	2	INSULATED CORE W/ GLASS, PANIC EXIT DEVICE, CLOSER.
E	4	3'-0"	7'-0"	1-3/4"	LHR	1	NON-INSULATED W/ GLASS, VENT & PASSAGE SET
F	O.H.	12'-0"	12'-0"	SEE SPECIFICATIONS		2	INSULATED SECTIONAL OVERHEAD DOOR.

DOOR SCHEDULE NOTES:

1) ALL CORES TO BE BEST CORMAX, 7 PIN COMPATIBLE.

2) SEE PROJECT SPECIFICATIONS FOR DOOR FRAMES & DOOR HARDWARE REQUIRED.


TYPE 1

TYPE 2

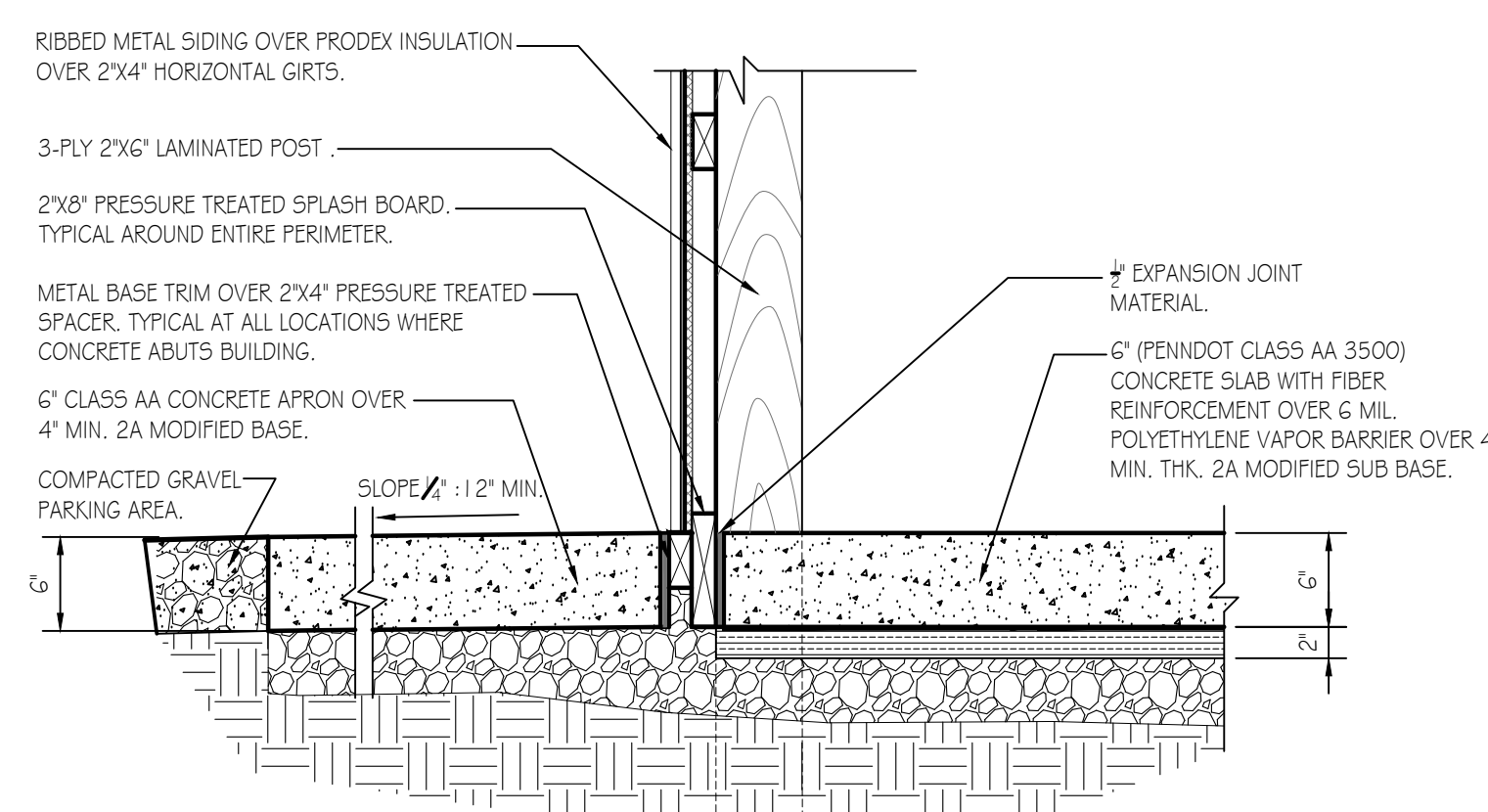
TYPE 3

TYPE 4

DOOR SCHEDULE
N.T.S.



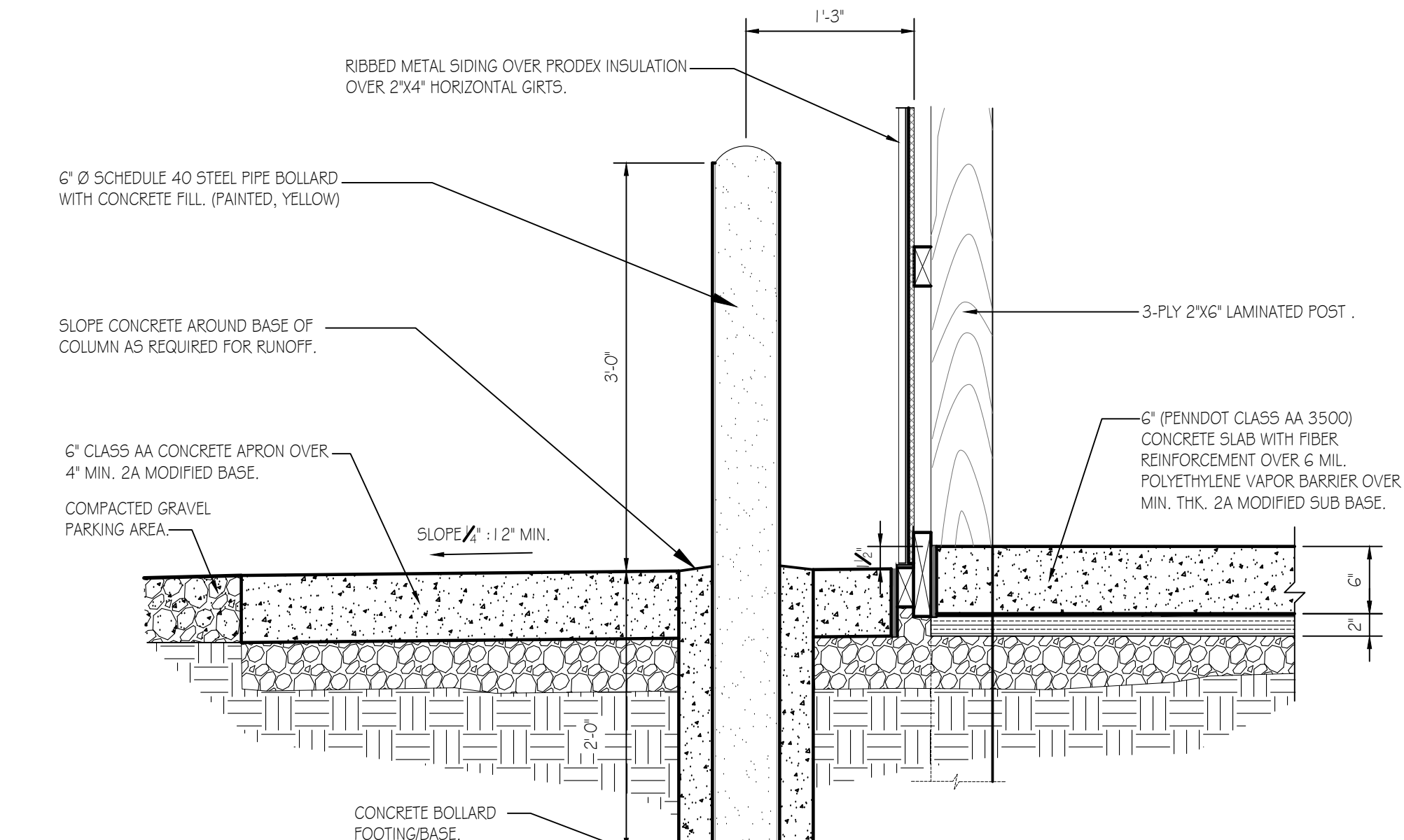
PENNSYLVANIA GAME COMMISSION		
STATE GAME LANDS # 331	UNION TOWNSHIP	CLEARFIELD COUNTY
NEW PGC STORAGE/RESEARCH BUILDING		
ELEVATIONS, SECTIONS, SCHEDULES & REFLECTED CEILING PLAN		
REVISIONS	PROJECT NO.	PGC-331-22-01
	DRAWN BY:	M. SPOTTS
	DATE:	7/12/2023
	SHEET NO.	A-2



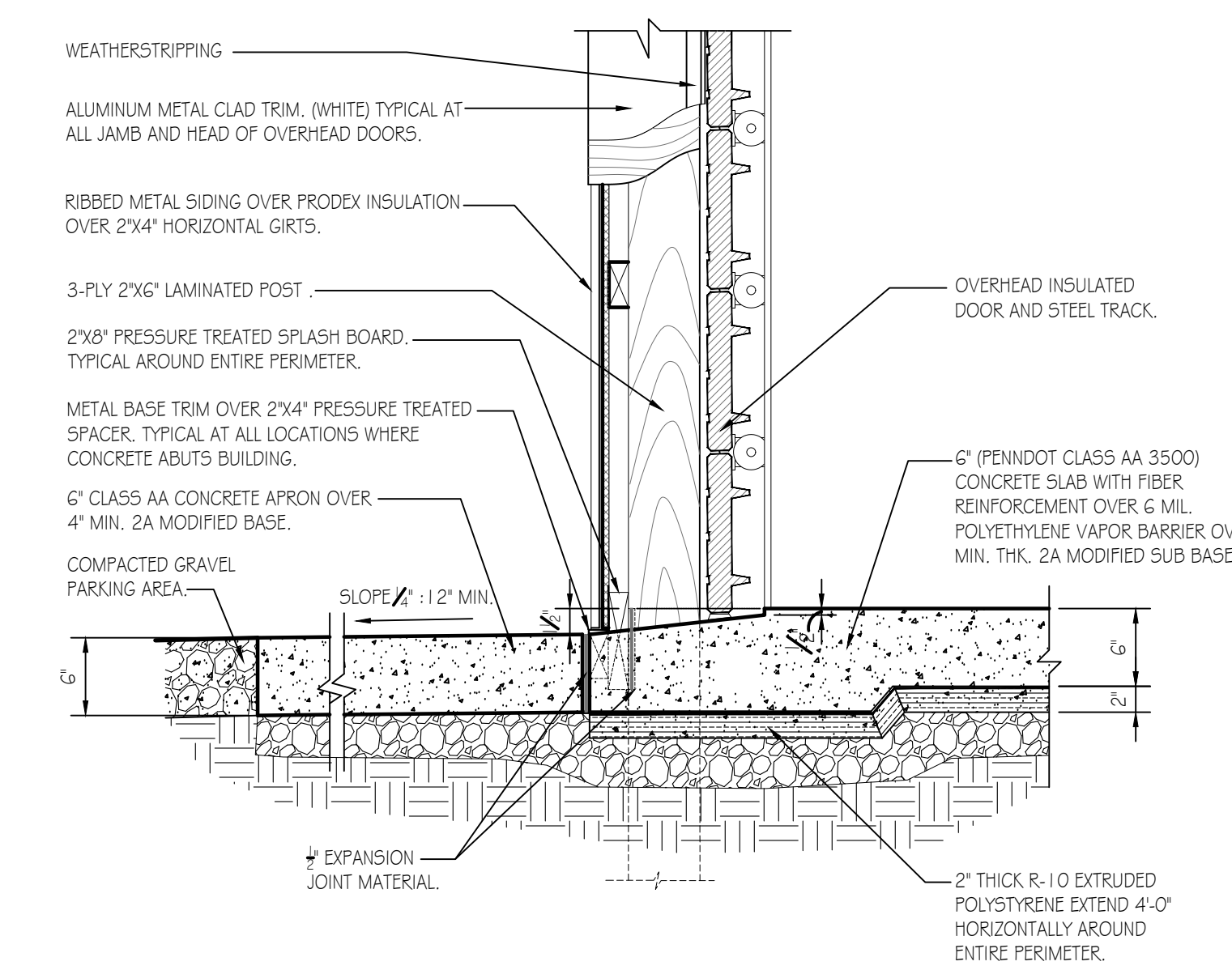
DETAIL @ CONCRETE SIDEWALK

DETAIL AT POSTS

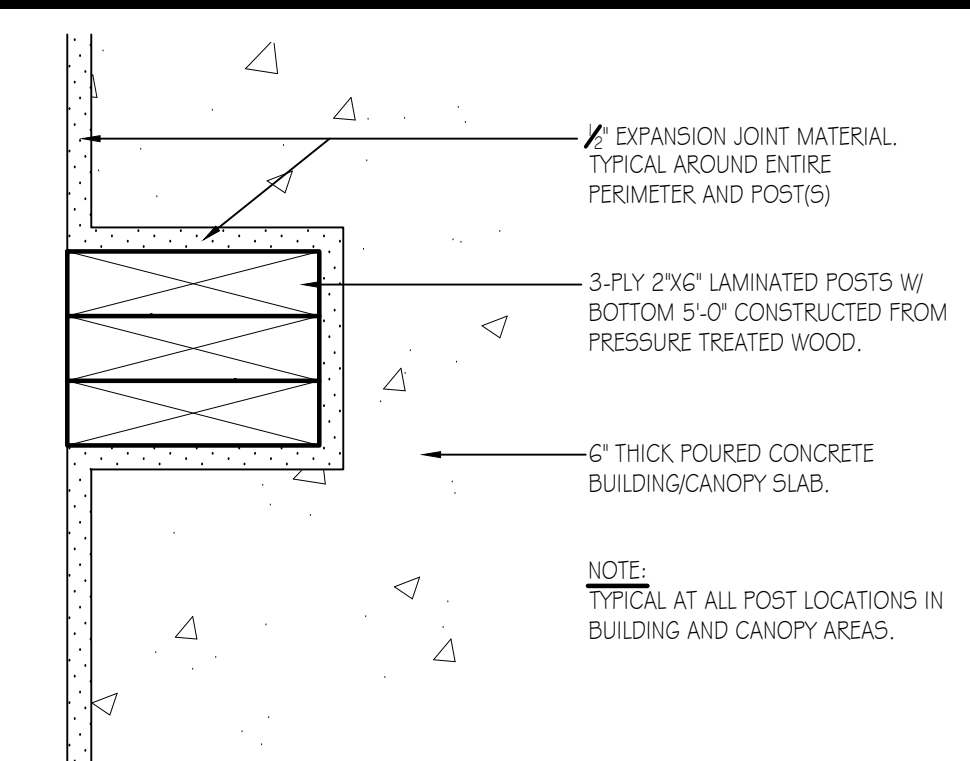
SCALE: 3" = 1'-0"



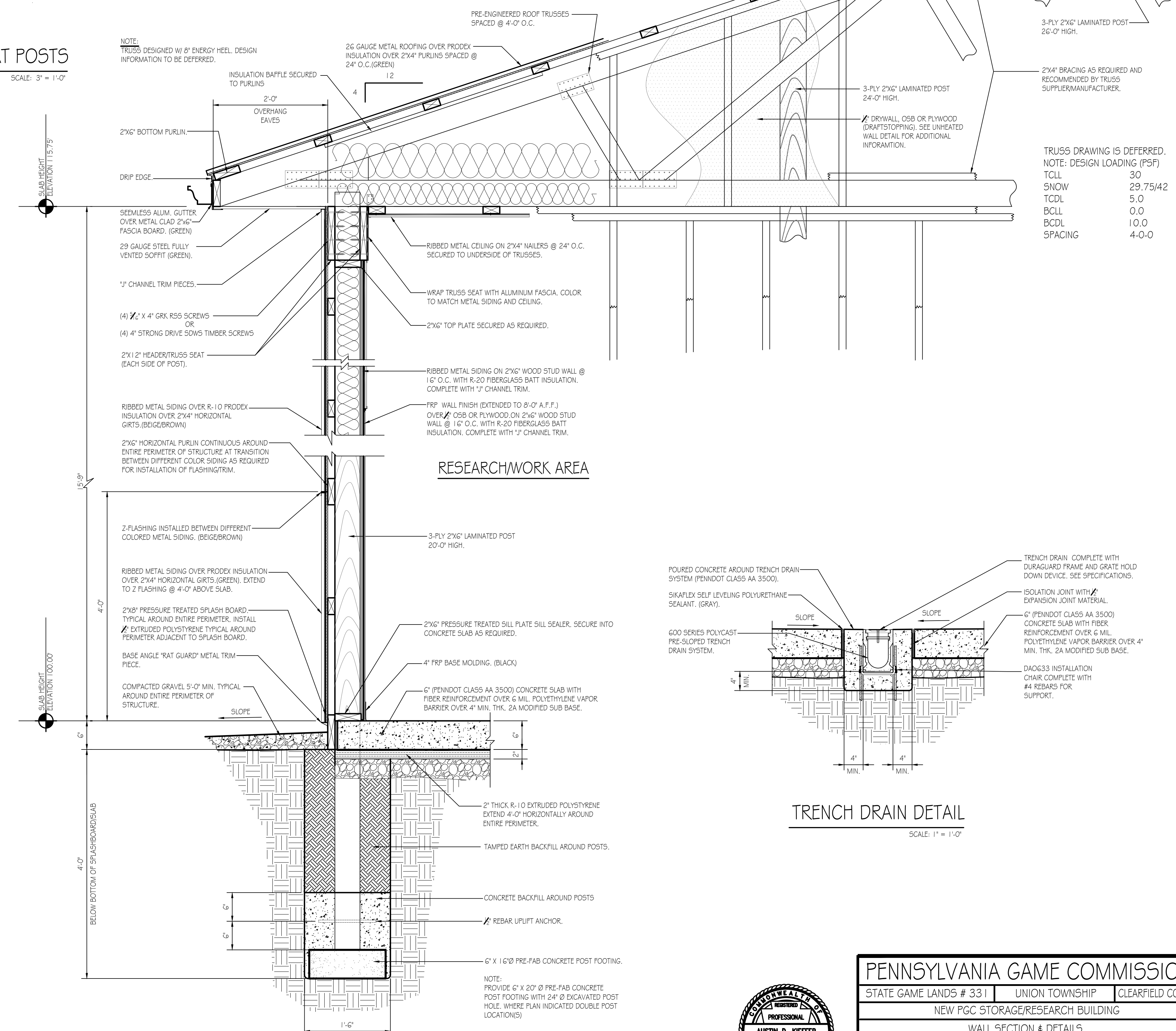
BOLLARD DETAIL



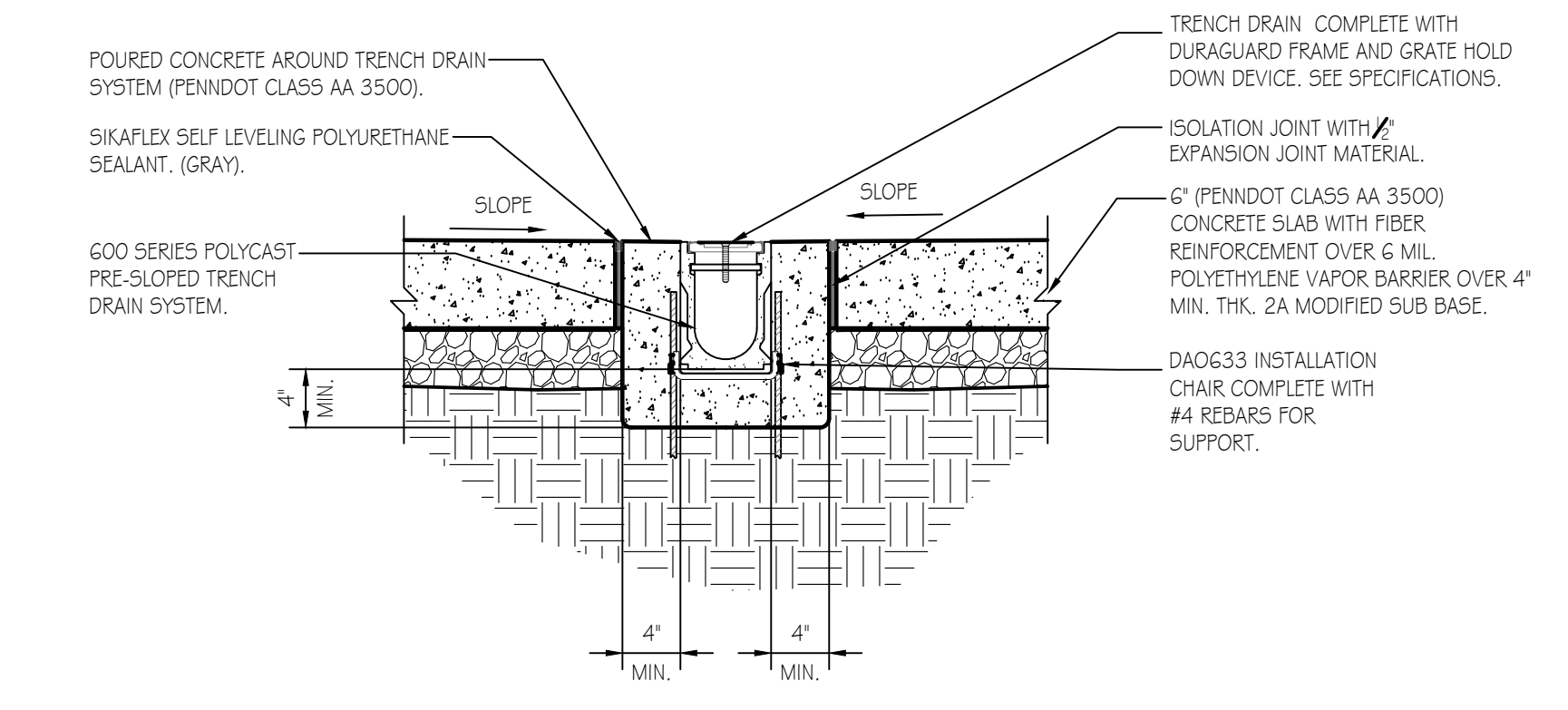
O.H. DOOR SILL AND JAMB DETAIL



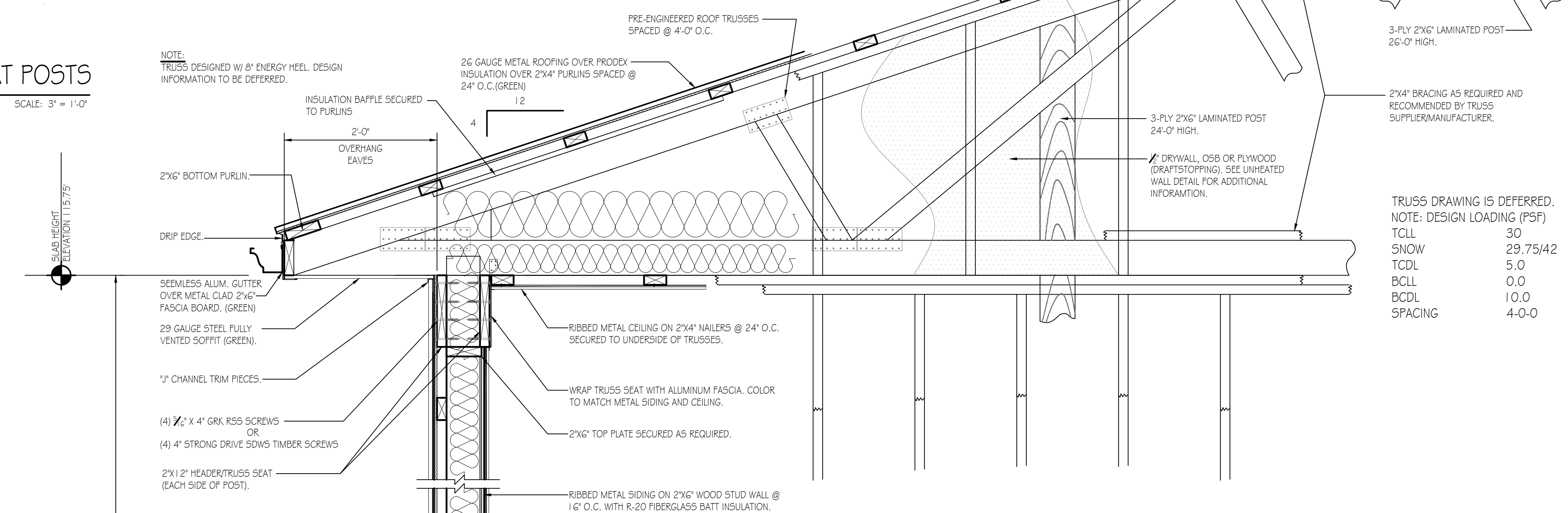
DETAIL AT POSTS



WALL SECTION DETAIL



TRENCH DRAIN DETAIL



TRUSS DRAWING IS DEFERRED.
NOTE: DESIGN LOADING (PSF)

TCLL	30
SNOW	29.75/42
TCDL	5.0
BCLL	0.0
BCDL	10.0
SPACING	4-0-0


PENNSYLVANIA GAME COMMISSION

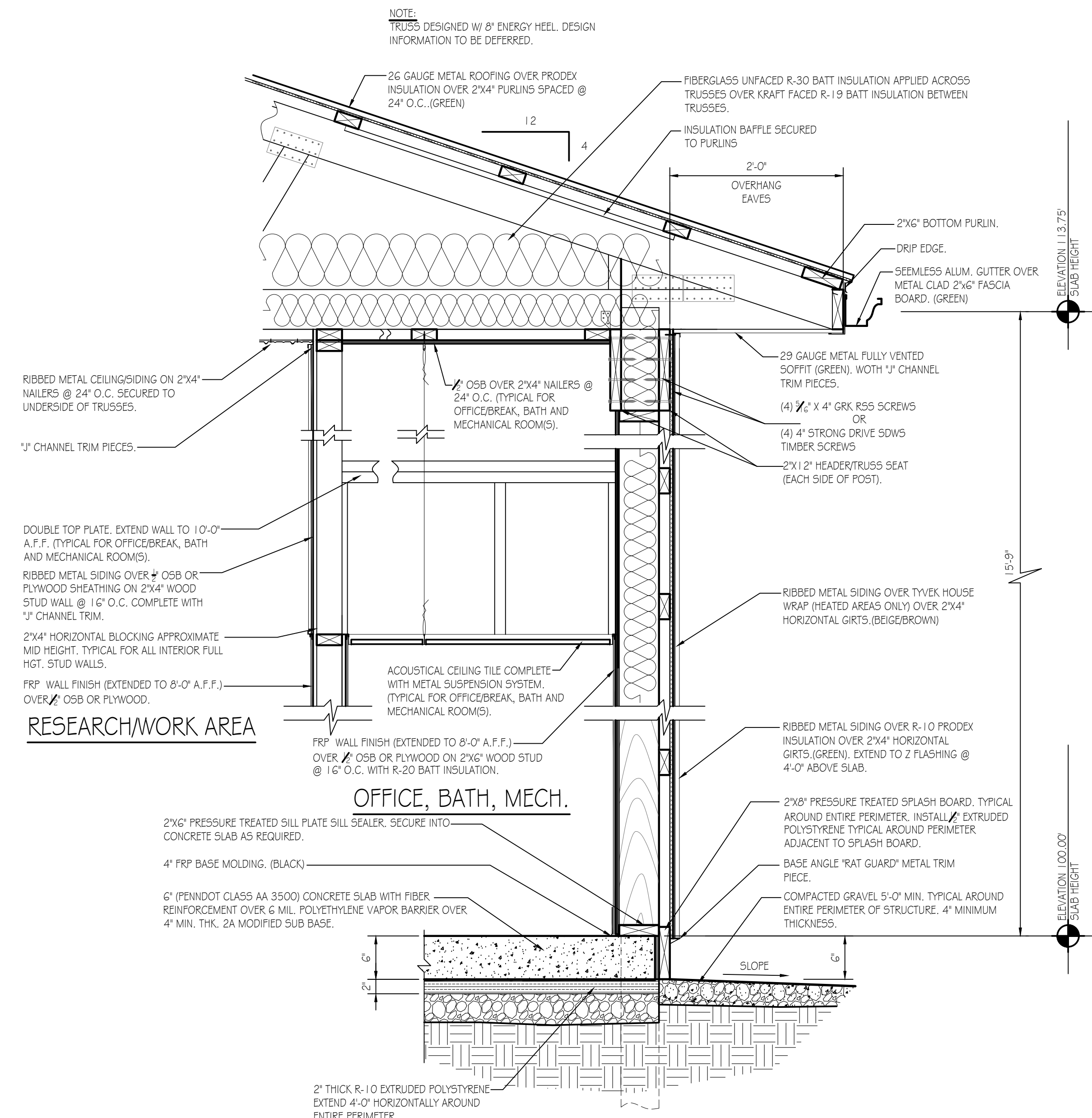
STATE GAME LANDS # 331 | UNION TOWNSHIP | CLEARFIELD COUNTY

NEW PGC STORAGE/RESEARCH BUILDING

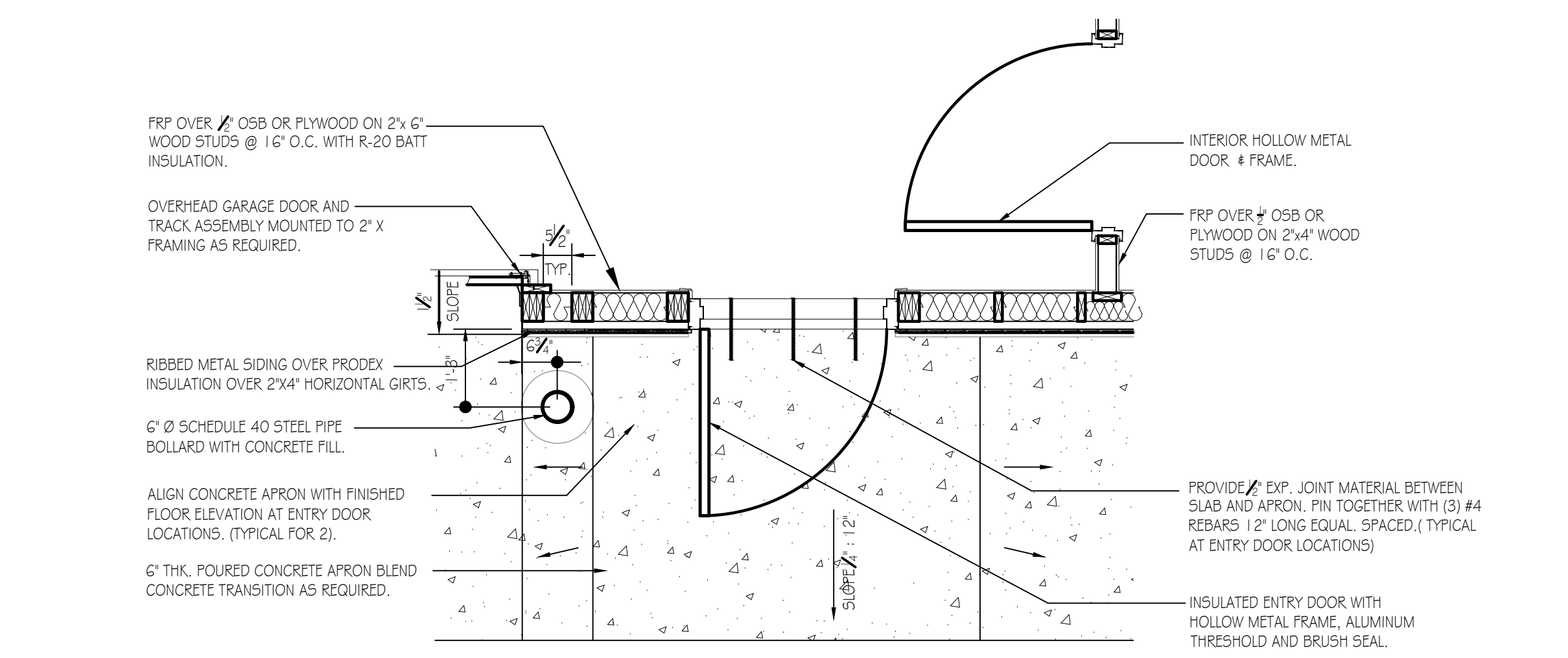
WALL SECTION & DETAILS

REVISIONS	PROJECT NO.	PGC-331-22-01
	DRAWN BY:	M. SPOTTS
	DATE:	7/12/2023
	SHEET NO.	A-3

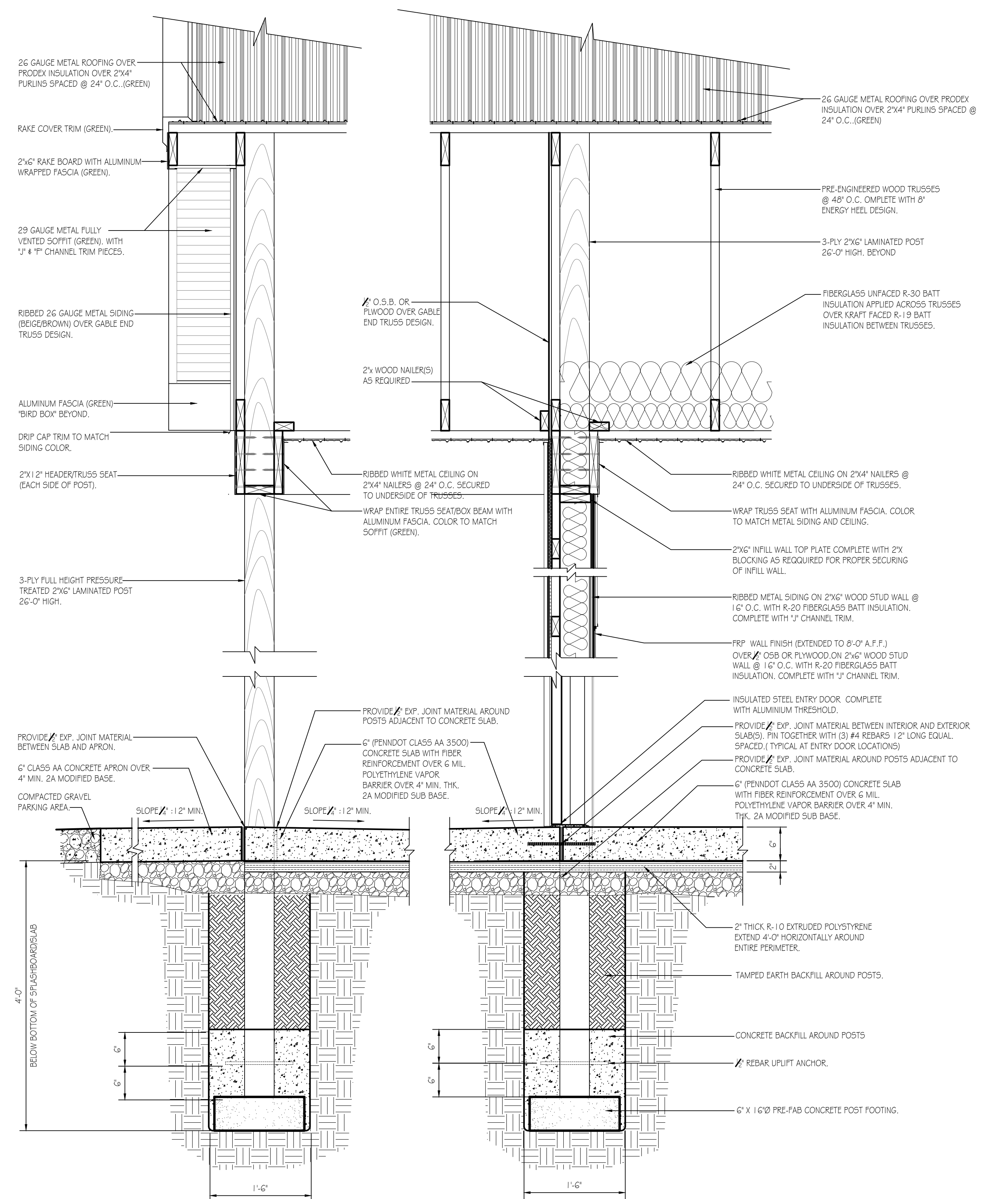




WALL SECTION DETAIL
SCALE: 1" = 1'-0"
A-4




DETAIL AT ENTRY DOOR
SCALE: 1/2" = 1'-0"



CANOPY SLAB DETAIL
SCALE: 1" = 1'-0"
A-4

PENNSYLVANIA GAME COMMISSION		
STATE GAME LANDS # 331	UNION TOWNSHIP	CLEARFIELD COUNTY
NEW PGC STORAGE/RESEARCH BUILDING		
WALL SECTION & DETAILS		
REVISIONS	PROJECT NO.	PGC-331-22-01
	DRAWN BY:	M. SPOTTS
	DATE:	7/12/2023
	SHEET NO.	A-4



TOILET ROOM FIXTURES, ACCESSORIES, AND CLEARANCES

- 1 NEW HANDICAP ACCESSIBLE ELONGATED TOILET FLOOR MOUNTED WITH OPEN-FRONT SEAT AND MANUAL FLUSH VALVE.
- 2 NEW SINGLE ROLL TOILET PAPER DISPENSER.
- 3 PROVIDE (3) SATIN S.S. GRAB BARS W/ CONCEALED FLANGE. (1) @ 18", (1) @ 36", (1) @ 42".
- 4 PROVIDE WALL HUNG ADA COMPLIANT SINK AND FAUCET AS SPECIFIED MOUNTED AT 34" MAXIMUM A.F.F. TO TOP OF BOWL.
- 5 18"x36" POLISHED PLATE MIRROR W/ POLISHED EDGES ADHERED TO WALL W/ BOTTOM OF REFLECTIVE SURFACE 40" A.F.F. MAX.
- 6 60" WIDE x 56" LONG CLEAR FLOOR SPACE FOR FLOOR MOUNTED WATER CLOSET IN ACCORDANCE W/ ICC/ANSI A117.1-2017 SECTIONS 604.3.1 AND 604.3.2
- 7 30" WIDE x 52" LONG, FORWARD APPROACH, CLEAR FLOOR SPACE FOR LAVATORY IN ACCORDANCE W/ ICC/ANSI A117.1-2017 SECTION 606.2
- 8 67" DIAMETER WHEELCHAIR TURNING SPACE IN ACCORDANCE W/ ICC/ANSI A117.1-2017 SECTION 304.3.1.1
- 9 30" WIDE x 52" LONG CLEAR FLOOR OR GROUND SPACE PAST DOOR SWING IN ACCORDANCE WITH ICC/ANSI A117.1-2017, SECTION 603.2 AND 603.2.2.
- 10 MANEUVERING CLEARANCE AT DOOR (LATCH APPROACH-PULL SIDE) IN ACCORDANCE W/ ICC/ANSI A117.1-2017 404.2.3.2 (FIGURE G)
- 11 APPROXIMATE LOCATION OF RESTROOM SIGNAGE MOUNTING HEIGHT TO BE BETWEEN 48"-60". IN ACCORDANCE WITH ICC/ANSI A117.1-2017, CHAPTER 7.
- 12 APPROXIMATE LOCATION OF PAPER TOWEL DISPENSAR. COORDINATE EXACT LOCATION IN FIELD WITH OWNER. HEIGHT OF TOWEL DISPENSAR SLOT TO BE 48" MAXIMUM ABOVE FINISHED FLOOR FOR A SIDE REACH APPROACH.
- 13 ADA COMPLIANT TRANSFER-TYPE SHOWER UNIT COMPLETE WITH GRAB BARS, BENCH SEAT AND SHOWER FAUCETRY IN ACCORDANCE WITH ICC/ANSI A117.1-2017, SECTIONS 608.2.1, 608.3.1 AND 608.5.
- 14 36" WIDE x 52" LONG TRANSFER-TYPE SHOWER COMPARTMENT CLEARANCES IN ACCORDANCE W/ ICC/ANSI A117.1-2017 FIGURE 608.2.1.2(A).

BREAK ROOM / CABINETRY CLEARANCES

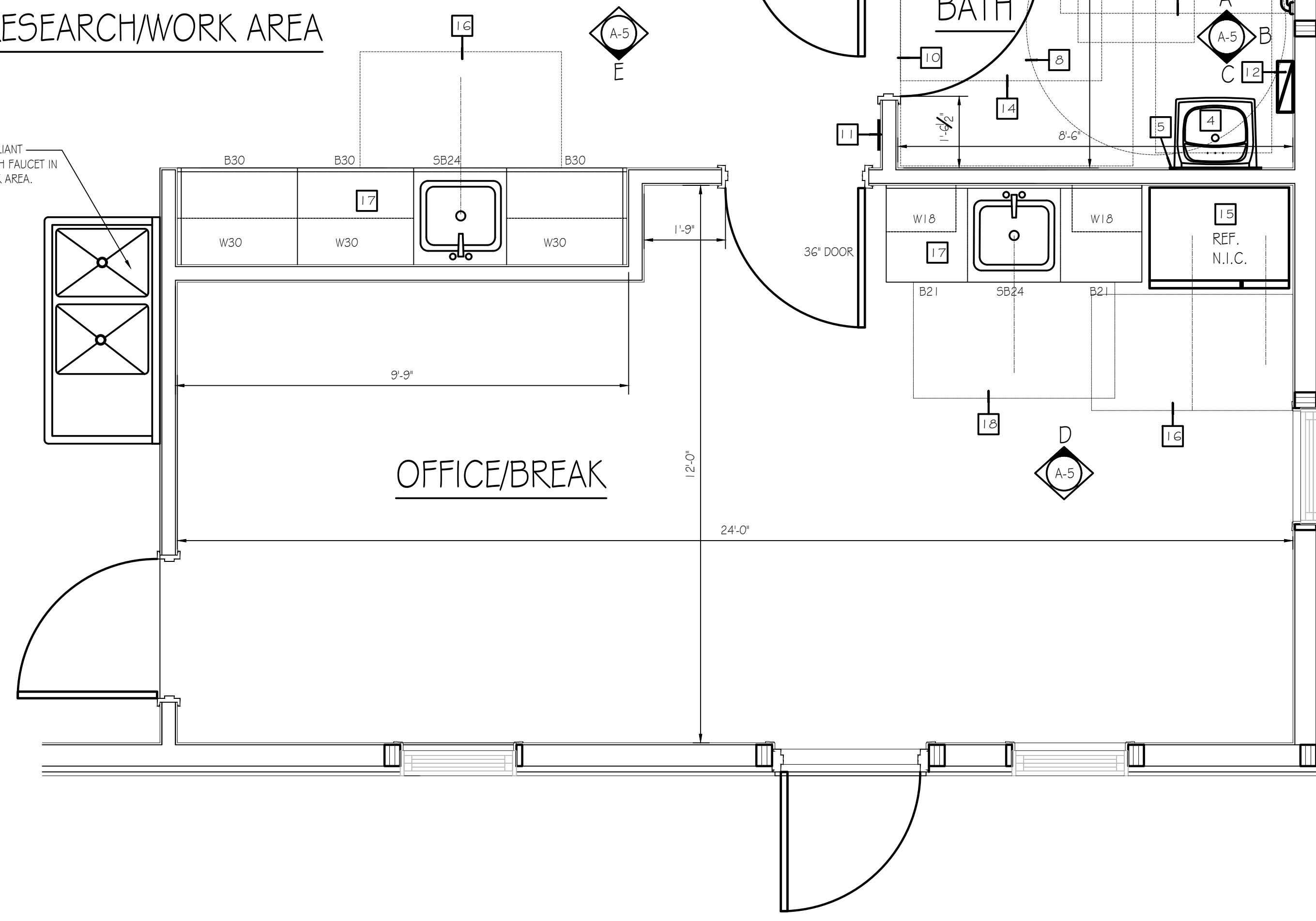
- 15 REFRIGERATOR/FREEZER BY OWNER IN ACCORDANCE W/ ICC/ANSI A117.1-2017 SECTION 804.5.6.
- 16 30" WIDE x 52" LONG, ACCESS TO SIDE-BY-SIDE REFRIGERATOR/FREEZER IN ACCORDANCE W/ ICC/ANSI A117.1-2017 SECTION 605 AND FIGURE C804.5.6 (d)
- 17 CABINETRY AND COUNTERTOP COMPLETE WITH SINK WITH A MAXIMUM HEIGHT ABOVE THE FLOOR OF 34" MEASURED TO THE RIM OF THE SINK OR COUNTERTOP (WHICHEVER IS THE HIGHEST) IN ACCORDANCE W/ ICC/ANSI A117.1-2017 SECTION 606 AND 606.3.
- 18 30" WIDE x 52" LONG, ACCESS FOR A SIDE APPROACH TO THE SINK, IN ACCORDANCE W/ ICC/ANSI A117.1-2017 SECTION 606.2 EXCEPTION 1 AND FIGURE C804.2.3(b).

WASHING/DRYER MACHINE CLEARANCES

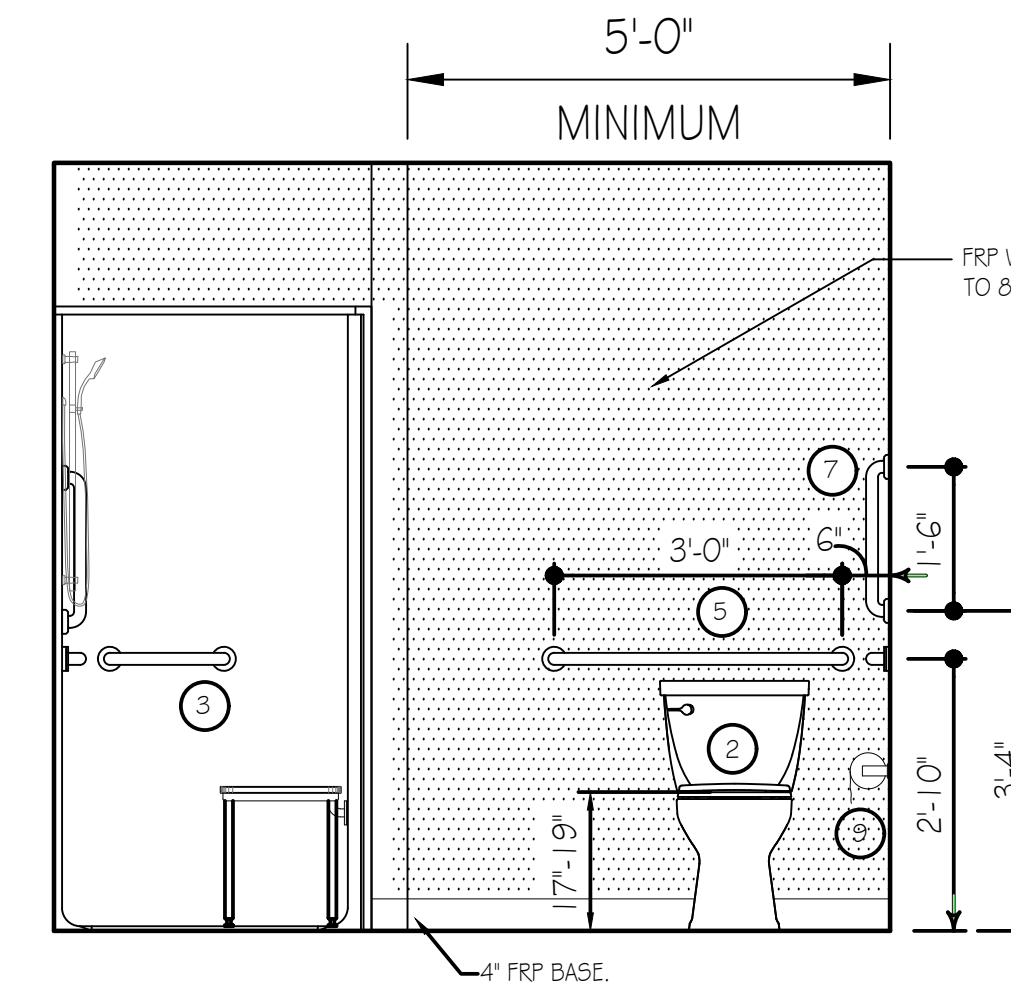
- 19 WASHING MACHINE AND CLOTHES DRYER BY OWNER IN ACCORDANCE W/ ICC/ANSI A117.1-2017 SECTION 611.
- 20 30" WIDE x 52" LONG, ACCESS TO FRONT LOADING WASHER/DRYER IN ACCORDANCE W/ ICC/ANSI A117.1-2017 SECTION 611 AND FIGURE 611.2(A).

RESEARCH/WORK AREA

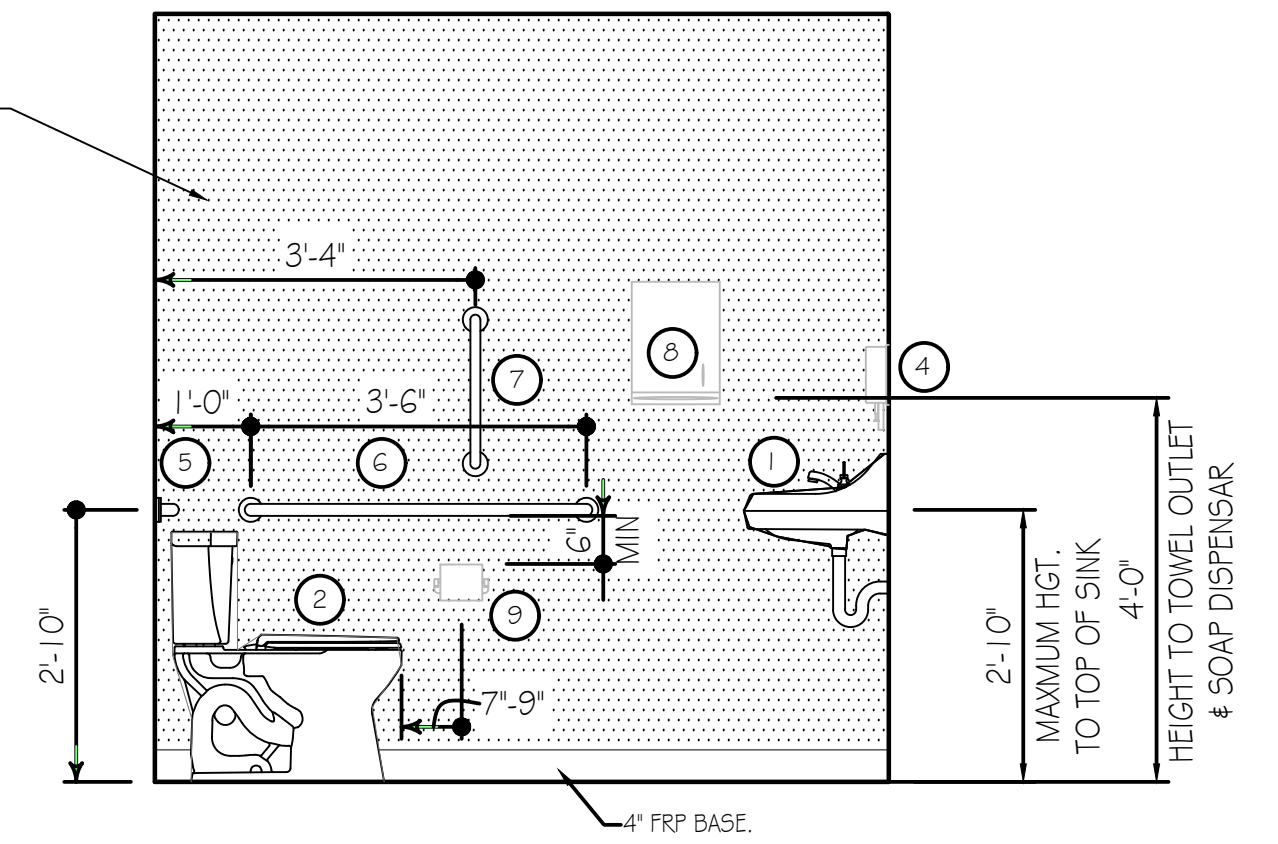
NON ADA COMPLIANT UTILITY SINK WITH FAUCET IN EMPLOYEE WORK AREA.



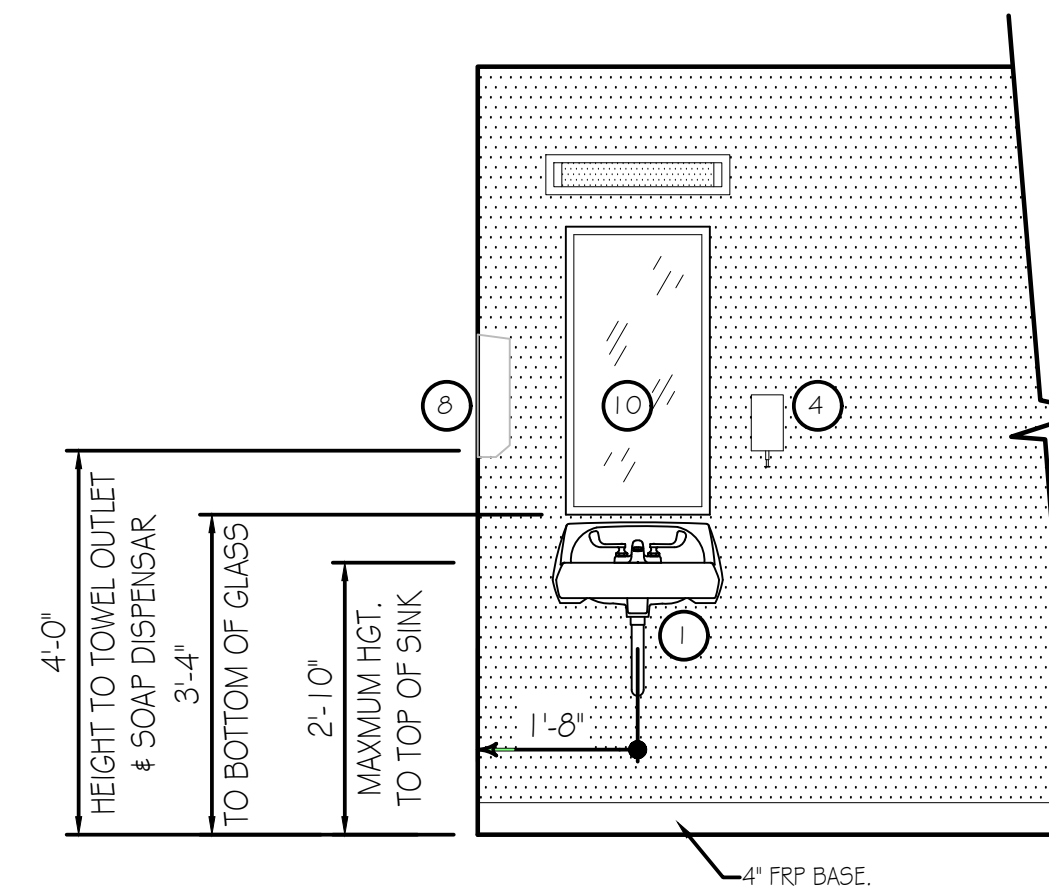
ENLARGED PARTIAL FLOOR PLAN
SCALE: 1/2" = 1'-0"



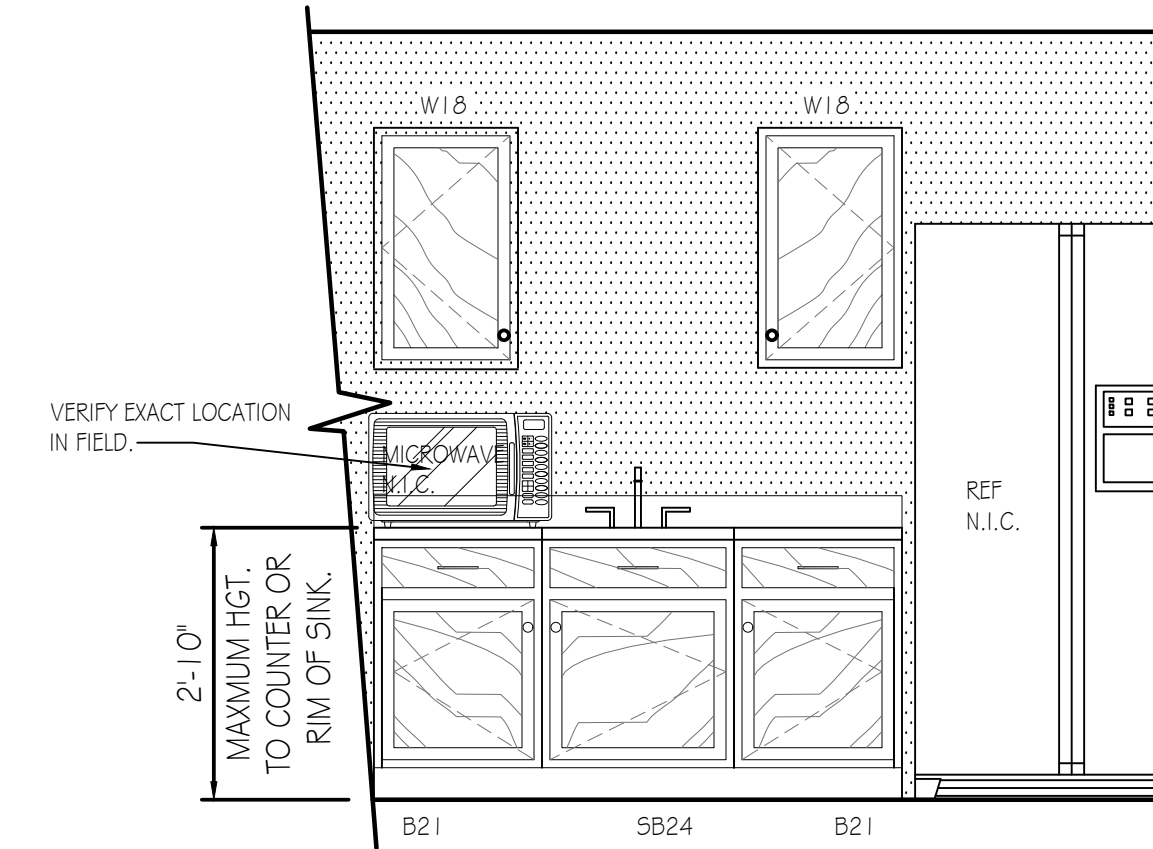
BATH - ELEVATION "A"
SCALE: 1/2" = 1'-0"



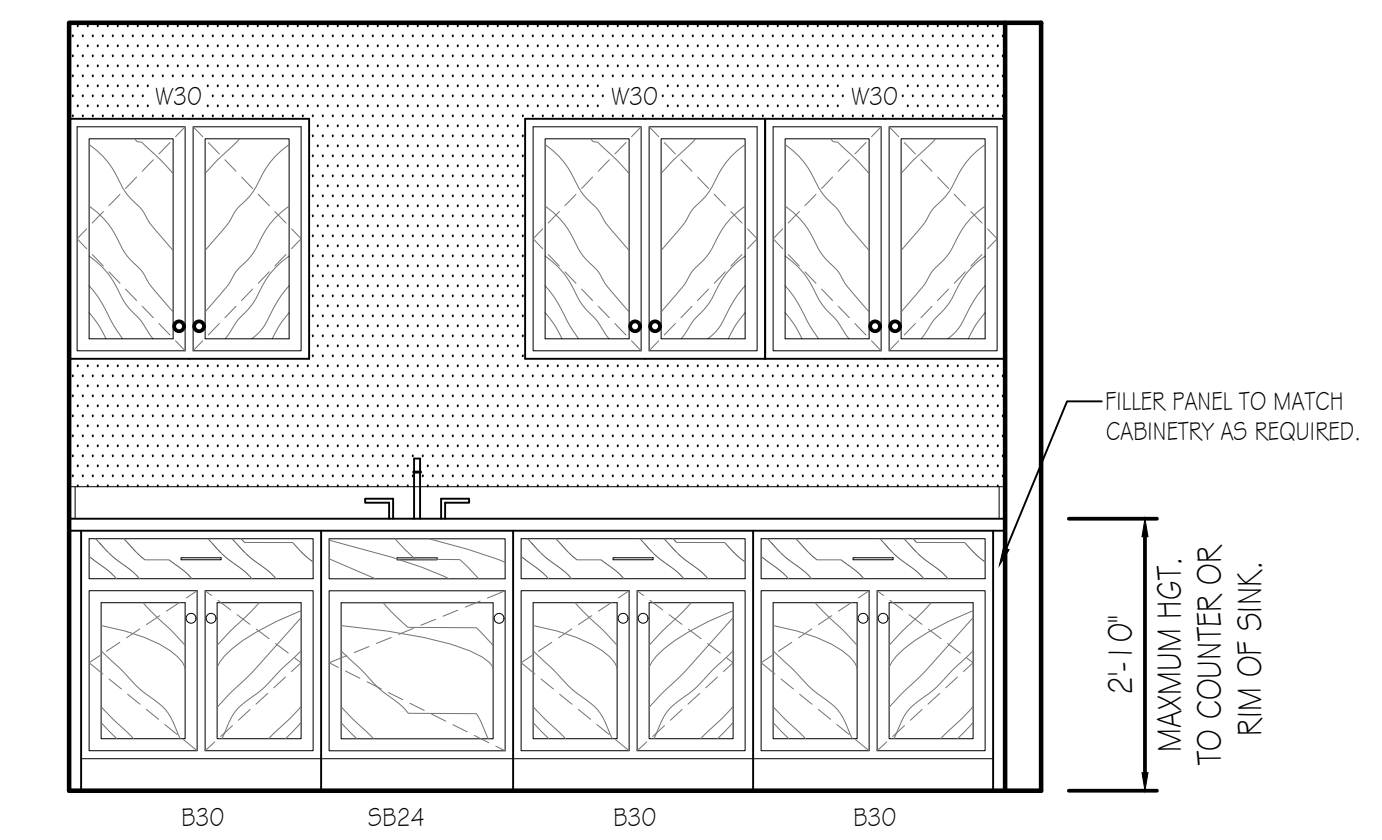
BATH - ELEVATION "B"
SCALE: 1/2" = 1'-0"



BATH - ELEVATION "C"
SCALE: 1/2" = 1'-0"




OFFICE/BREAK - ELEVATION "D"
SCALE: 1/2" = 1'-0"



RESEARCH/WORK ROOM - ELEVATION "E"
SCALE: 1/2" = 1'-0"

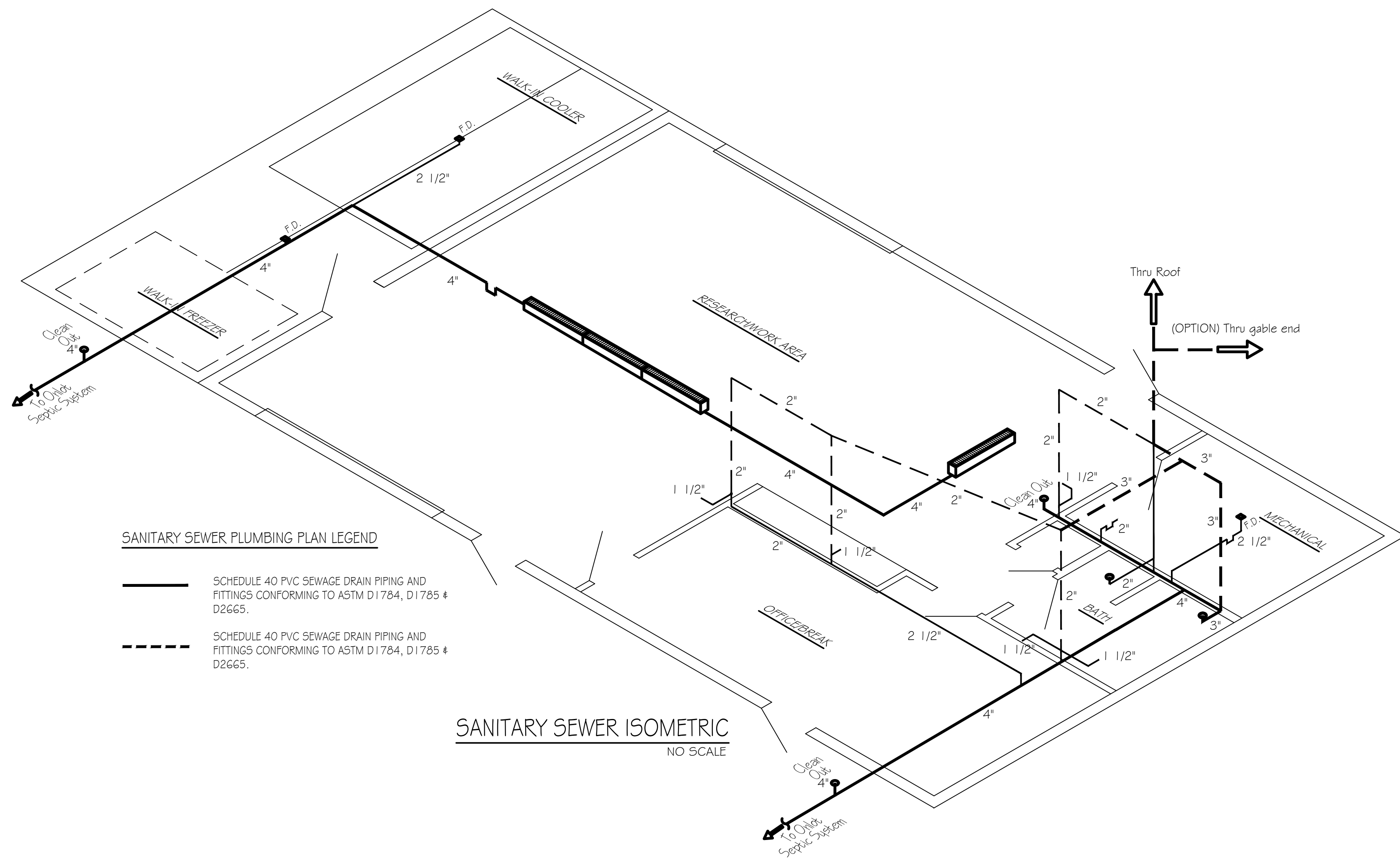
BRADLEY CORP. (FOR REF. ONLY) FIXTURE/ACCESSORY LEGEND

1	SINK (W/FAUCET)	SEE SPECIFICATIONS
2	ADA FLOOR MOUNTED WATER CLOSET	SEE SPECIFICATIONS
3	ADA TRANSFER-TYPE SHOWER UNIT	SEE SPECIFICATIONS
4	SOAP DISPENSAR	MODEL 655
5	GRAB BAR (36" LONG)	MODEL 812
6	GRAB BAR (42" LONG)	MODEL 812
7	GRAB BAR (18" LONG)	MODEL 812
8	TOWEL DISPENSAR	MODEL 250-15
9	TOILET TISSUE HOLDER	MODEL 508
10	18" x 36" MIRROR	MODEL 780-1836



PENNSYLVANIA GAME COMMISSION
 STATE GAME LANDS # 331 | UNION TOWNSHIP | CLEARFIELD COUNTY
 NEW PGC STORAGE/RESEARCH BUILDING
 ENLARGED PLAN & ELEVATIONS

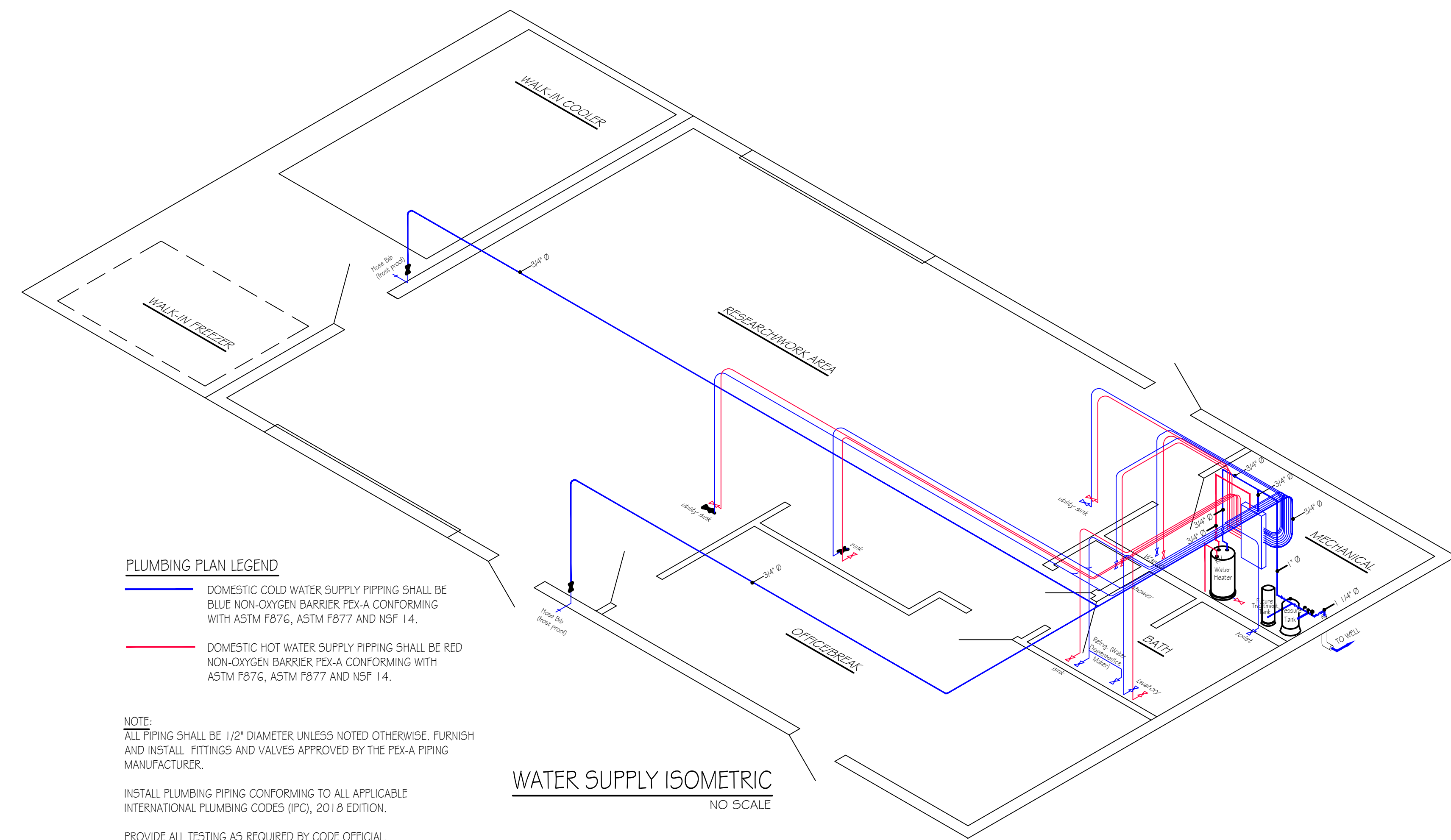
REVISIONS	PROJECT NO.	PGC-331-22-01
	DRAWN BY:	M. SPOTTS
	DATE:	7/12/2023
	SHEET NO.	A-5



SANITARY SEWER PLUMBING PLAN LEGEND

- SCHEDULE 40 PVC SEWAGE DRAIN PIPING AND FITTINGS CONFORMING TO ASTM D 1784, D 1785 & D 2665.
- - - SCHEDULE 40 PVC SEWAGE DRAIN PIPING AND FITTINGS CONFORMING TO ASTM D 1784, D 1785 & D 2665.

SANITARY SEWER ISOMETRIC
NO SCALE




PLUMBING PLAN LEGEND

- DOMESTIC COLD WATER SUPPLY PIPING SHALL BE BLUE NON-OXYGEN BARRIER PEX-A CONFORMING WITH ASTM F876, ASTM F877 AND NSF I 4.
- DOMESTIC HOT WATER SUPPLY PIPING SHALL BE RED NON-OXYGEN BARRIER PEX-A CONFORMING WITH ASTM F876, ASTM F877 AND NSF I 4.

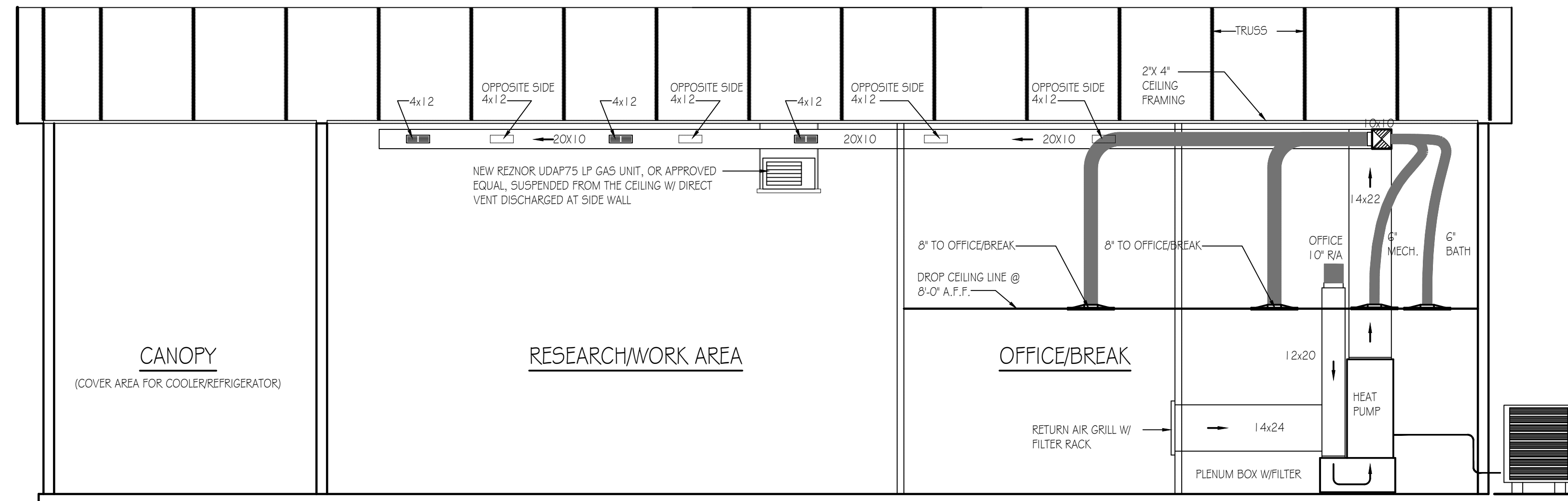
NOTE:
ALL PIPING SHALL BE 1/2" DIAMETER UNLESS NOTED OTHERWISE. FURNISH AND INSTALL FITTINGS AND VALVES APPROVED BY THE PEX-A PIPING MANUFACTURER.

INSTALL PLUMBING PIPING CONFORMING TO ALL APPLICABLE INTERNATIONAL PLUMBING CODES (IPC), 2018 EDITION.
PROVIDE ALL TESTING AS REQUIRED BY CODE OFFICIAL.


WATER SUPPLY ISOMETRIC
NO SCALE



PENNSYLVANIA GAME COMMISSION		
STATE GAME LANDS # 331	UNION TOWNSHIP	CLEARFIELD COUNTY
NEW PGC STORAGE/RESEARCH BUILDING		
PLUMBING FLOOR PLAN, ELEVATIONS & DETAILS		
REVISIONS	PROJECT NO.	PGC-331-22-01
	DRAWN BY:	M. SPOTTS
	DATE:	7/12/2023
	SHEET NO.	P-1



BUILDING SECTION - MECHANICAL (HVAC)
SCALE: 1/4" = 1'-0"

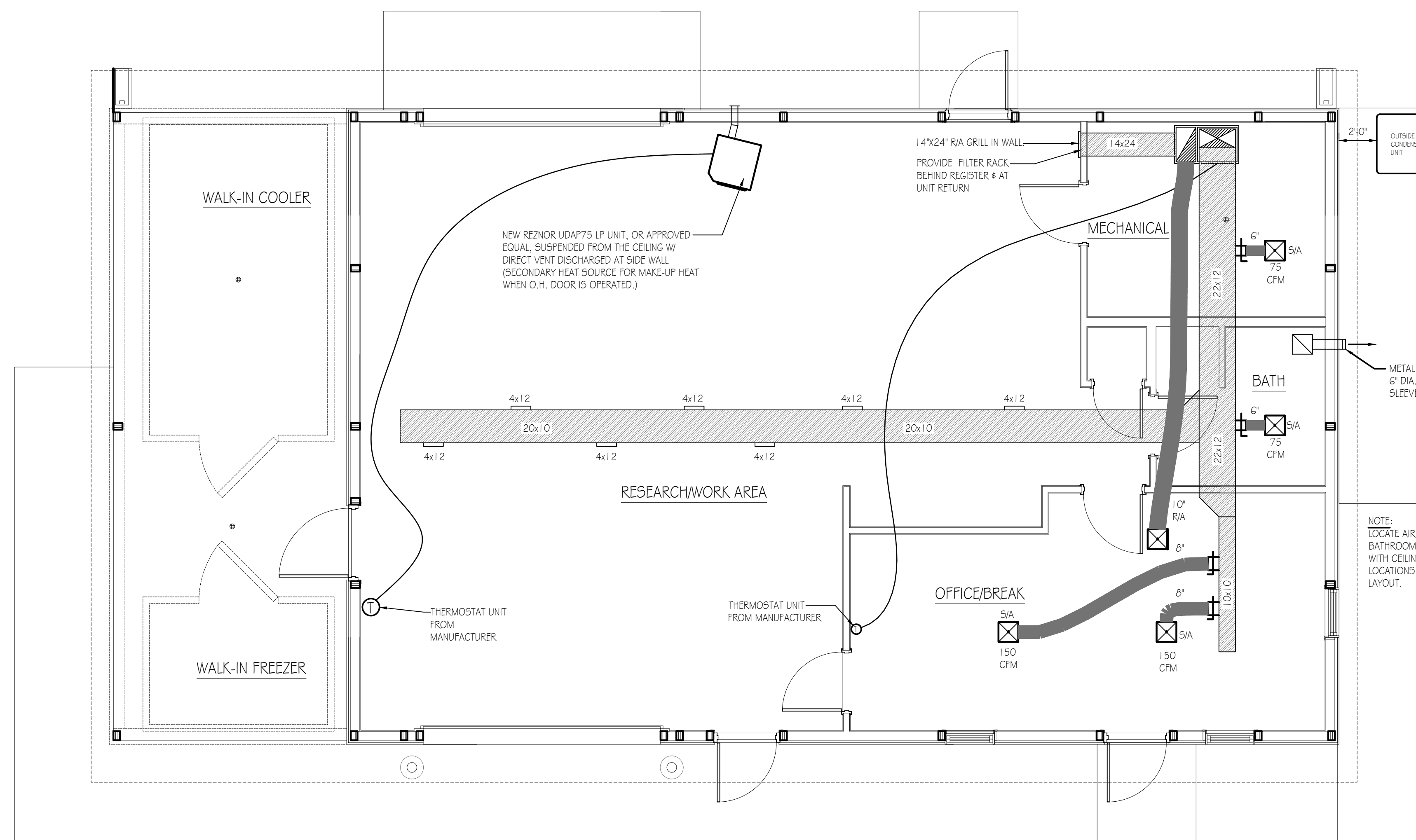


Product Specifications

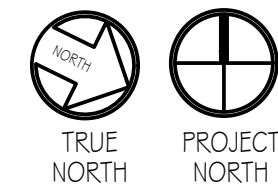
- 1 Inch Touch Screen 80" x 480 Pixels
- Supports 2 Transformer Systems (L/N/C and R/C)
- C-Wire Required for Installation
- 7 Relay Terminals: G, Y, W, W2, W3, W4, W5, W6
- 1 Date Terminal: provides field message from Bosch Water Source Heat Pumps
- WIFI 802.11 N/A @ 2.4 GHz
- 3 Year Limited Warranty

Thermostat Model	Part Number
Bosch Connected Control 8000 Thermostat	T-733-046-000

Thermostat System Parts	Part Number
Wall Plate, Screwdriver, Screws & Wall Anchors, Jumper Cable	B-733-046-001



FLOOR PLAN - MECHANICAL (HVAC)
SCALE: 1/4" = 1'-0"



GENERAL NOTE:
MECHANICAL CONTRACTOR TO BE RESPONSIBLE FOR ALL PROPANE GAS LINES TO EXTERIOR TEE, REGULATOR, PROPANE TANK, UNDERGROUND SUPPLY LINE, ETC. BY PGC.

6 Bosch IDS BVA Product Specifications

3 Product specifications

	BVA-24VW1M18	BVA-36VW1M18	BVA-48VW1M18	BVA-60VW1M18
Cooling Capacity				
Nominal Cooling (BTU/hr)	24,000	36,000	47,000	57,000
Nominal Heating (BTU/hr)	24,000	33,000	46,500	55,000
Blower				
Diameter	10 1/2"	11"	11"	11"
Width	8"	10 1/2"	10 1/2"	10 1/2"
Fan Motor				
Horsepower (HP)	1/2	1/2	3/4	3/4
Full Load Amps	2.8	4.1	6.0	6.0
Refrigeration System				
Refrigerant Line Size ¹				
Liquid Line Size ("O.D.")				
Suction Line Size ("O.D.")	1/4"	1/4"	1/4"	1/4"
Refrigerant Connection Size				
Liquid Line Size ("O.D.")	1/3"	1/4"	1/4"	1/4"
Suction Line Size ("O.D.")	1/2"	1/2"	1/2"	1/2"
Expansion Device (TXV Thermal Expansion Valve)	TXV	TXV	TXV	TXV
Defrost (dB(A))				
HighSpeed	62	65	67	68
1/2 Speed	59	62	63	64
LowSpeed	55	58	59	60
Iam-trical Data				
Voltage Phase-Hz	208/230-1-60	208/230-1-60	208/230-1-60	208/230-1-60
Minimum Circuit Ampacity ²	3.5	5.1	7.5	7.5
Max. Overcurrent Protection ³	15	15	15	15
Min./Max. Volts	187 / 253	187 / 253	187 / 253	187 / 253
Air Filter				
Air Filter Sizes	18" x 20"	18" x 20"	20" x 22"	20" x 22"
Weight				
Equipment Weight (lbs)	119	126	163	170
Ship Weight (lbs)	132	139	180	188

1 Tabled and noted in accordance with AHRI Standard 210/240.
2 Wire size should be determined in accordance with National Electrical Codes; extensive wire runs will require larger wire sizes.
3 Must use time-delay fuses or HACR type circuit breakers of the same size as noted.
4 Weight shown includes packaging.

Data subject to change 12.2016 Bosch Thermotechnology Corp.

MODEL NUMBER	PAIRING BOSECH ODU MODEL NUMBER	DESCRIPTION
BOVA-036HDNI-M18M	7739832078	36 kBTU/hr (3 ton), Inverter Condensing Unit
BOVA-060HDNI-M18M	7739832079	60 kBTU/hr (5 ton), Inverter Condensing Unit

MODEL NUMBER	PAIRING BOSECH ODU MODEL NUMBER	DESCRIPTION
BVA-024VW1-M18	7739832071	24 kBTU/hr (2 ton), Air Handler Unit
BVA-036VW1-M18	7739832072	36 kBTU/hr (3 ton), Air Handler Unit
BVA-048VW1-M18	7739832073	48 kBTU/hr (4 ton), Air Handler Unit
BVA-060VW1-M18	7739832074	60 kBTU/hr (5 ton), Air Handler Unit

MODEL NUMBER	PAIRING BOSECH ODU MODEL NUMBER	DESCRIPTION
BHK-05B	7739832075	5 kW Electric Strip heater B
BHK-08B	7739832076	8 kW Electric Strip heater 10
BHK-10B	7739832077	10 kW Electric Strip heater 15
BHK-15B	7739832078	15 kW Electric Strip heater 20
BHK-20B	7739832079	20 kW Electric Strip heater


OUTDOOR UNIT MODEL	INDOOR AIR HANDLER MODEL	COOLING CAPACITY (BTU/hr)				HEATING CAPACITY		CFM
		TOTAL	SEER ⁽¹⁾	EER ⁽¹⁾	HI	HSPF ⁽⁵⁾	LOW	
BOVA-036HDNI-M18M	BVA-024VW1-M18	24000	18.5	13.0	24000	9.5	19000	800
BOVA-036HDNI-M18M	BVA-036VW1-M18	34600	17.5	11.4	34200	9.0	24000	1120
BOVA-060HDNI-M18M	BVA-048VW1-M18	47000	18.5	12.5	46500	9.5	35000	1560
BOVA-060HDNI-M18M	BVA-060VW1-M18	57000	17.5	11.2	55000	9.5	40000	1700

SYSTEM TONNAGE	MODEL NUMBER	PAIRING BOSECH ODU MODEL NUMBER	PAIRING FURNACES	CASED COOL AHRI 210/240 PERFORMANCE DATA				CFM		
				TOTAL	SEER ⁽¹⁾	EER ⁽¹⁾	HI		HSPF ⁽⁵⁾	LOW
2	BMAC430ARTD	BOVA-036HDNI-M18M	14-1/2" Wide Furnaces	23400	15.0	11.5	24000	9.0	17200	700
2	BMAC430BNTD	BOVA-036HDNI-M18M	17-1/2" Wide Furnaces	23400	15.0	11.5	24000	9.0	17200	700
3	BMAC305BNTD	BOVA-036HDNI-M18M	1/2" Wide Furnaces	32000	14.5	10.0	35000	9.0	23000	900
3	BMAC305BNTD	BOVA-036HDNI-M18M	1/2" Wide Furnaces	32400	14.5	10.0	35000	9.0	23000	1000
3	BMAC305CNTD	BOVA-036HDNI-M18M	21" Wide Furnaces	32400	14.5	10.0	35000	9.0	23000	1000
4	BMAC424BNTF	BOVA-060HDNI-M18M	17-1/2" Wide Furnaces	44500	16	11.0	45500	9.5	31000	1150
4	BMAC424CNTF	BOVA-060HDNI-M18M	21" Wide Furnaces	46000	16	11.0	47000	9.5	32000	1300
4	BMAC424DNTF	BOVA-060HDNI-M18M	24-1/2" Wide Furnaces	46000	16	11.0	48000	9.5	32000	1400
4	BMAC486CNTF	BOVA-060HDNI-M18M	21" Wide Furnaces	54000	16	10.5	55500	9.5	32000	1300
5	BMAC486CNTF	BOVA-060HDNI-M18M	24-1/2" Wide Furnaces	59000	16	10.5	59000	9.5	39000	1500

(1) Seasonal Energy Efficiency Ratio; Certified per AHRI 210/240. (2) Always check the rating plate for electrical data. (3) Energy Efficiency Ratio; Certified per AHRI 210/240. (4) The listed data is for reference only. Please (5) HSPF = Heating Seasonal Performance Factor; Certified per AHRI 210/240. boschheatingandcooling.com for further details.

PENNSYLVANIA GAME COMMISSION
STATE GAME LANDS # 331 | UNION TOWNSHIP | CLEARFIELD COUNTY
NEW PGC STORAGE/RESEARCH BUILDING
MECHANICAL FLOOR PLAN # DETAILS

REVISIONS	PROJECT NO.	PGC-331-22-01
	DRAWN BY:	M. SPOTTS
	DATE:	7/12/2023
	SHEET NO.	M-1



LOAD CENTER: 200A SERVICE PANEL SCHEDULE
VOLTAGE: 240/120V
SERVICE FEEDER SIZE: 2-#4/0 # 1-#2 AL

Circuit No.	Circuit Breakers		200 AMP Main Service Breaker	Wiring No./Size	Conduit Size
	Poles	Amps			
1,3	2	30	WALK-IN-COOLER	Verify w/ M.C.	Verify
2,4	2	30	WALK-IN-FREEZER	Verify w/ M.C.	Verify
5,7	2	30	MECHANICAL ROOM DRYER RECEPTACLE	3-#10	3/4"
6,8	2	20	WELL PUMP	3-#10	3/4"
9,11	2	40	HVAC OUTSIDE UNIT	3-#80	3/4"
10,12	2	30	HVAC INSIDE AIR HANDER UNIT	Verify w/ M.C.	Verify
13,15	2	60	HVAC INSIDE AIR HANDER HEAT-STRIP	Verify w/ M.C.	Verify
14	1	20	DEDICATED EXTERIOR RECEPTACLE	3-#12	3/4"
16	1	20	DEDICATED EXTERIOR RECEPTACLE	3-#12	3/4"
17	1	20	WATER CONDITIONING EQUIPMENT	3-#12	3/4"
18	1	20	WATER HEATER	3-#12	3/4"
19	1	20	GAS HEATER	3-#12	3/4"
20	1	20	SERVICE PANEL RECEPTACLE	3-#12	3/4"
21	1	20	RESEARCHWORK AREA RECEPTACLES W/ GFCI PROTECTION	3-#12	3/4"
22	1	20	RESEARCHWORK AREA RECEPTACLES W/ GFCI PROTECTION	3-#12	3/4"
23	1	20	RESEARCHWORK AREA GENERAL LIGHTING	3-#12	3/4"
24	1	20	RESEARCHWORK AREA SINK/COUNTER GFI RECEPTACLES	3-#12	3/4"
25	1	20	MECHANICAL GFI RECEPTACLES	3-#12	3/4"
26	1	20	OFFICE, RESTROOM, # MECH. LIGHTING	3-#12	3/4"
27	1	20	REFRIGERATOR	3-#12	3/4"
28	1	20	OFFICE RECEPTACLES	3-#12	3/4"
29	1	20	BREAK, RESTROOM GFI RECEPTACLES	3-#12	3/4"
30	1	20	DEDICATED RECEPTACLE	3-#12	3/4"
31	1	20	CLOTHES WASHER RECEPTACLE	3-#12	3/4"
32	1	20	GARAGE DOOR OPENER RECEPTACLES	3-#12	3/4"
33-42			SPARE SPACES		

LIGHTING FIXTURE SCHEDULE

MARK	QTY	FIXTURE TYPE	MODEL
A	5	2' X 4' LED PANEL	SIMKAR LDP2450L40U1
B	6	15.25' X 22' 4" LAMP LED HIGH BAY	LITHONIA I8H 15000LM S0080 MD Q2 I.O. 40K 80 CRI
C	3	2' INTEGRATED LED WALL MOUNT VANITY LIGHT (18 WATT)	LITHONIA FMVTL 3000K
D	6	SECURITY PHOTOCELL, WALL MOUNT/OUTSIDE UNIT 18 WATT LED	LITHONIA TWS LED P1 50K M.VOLT PE DDB M4
E	4	EXIT 4 EMERGENCY COMBO LIGHT W/BATTERIES 4 REMOTE HEAD	LITHONIA ECRLEDHO MG WELA LED WP M12
F	1	2' X 2' LED PANEL	SIMKAR LDP2240L40U1
G	1	110 CFM, LED LIGHT (11 WATT) CEILING MOUNT EXHAUST FAN	BROAN AR 110LKV
H	1	LED SURFACE MOUNTED CANOPY	PLT SOLUTIONS PLT-12487

RECEPTACLE & SWITCH MOUNTING HEIGHTS

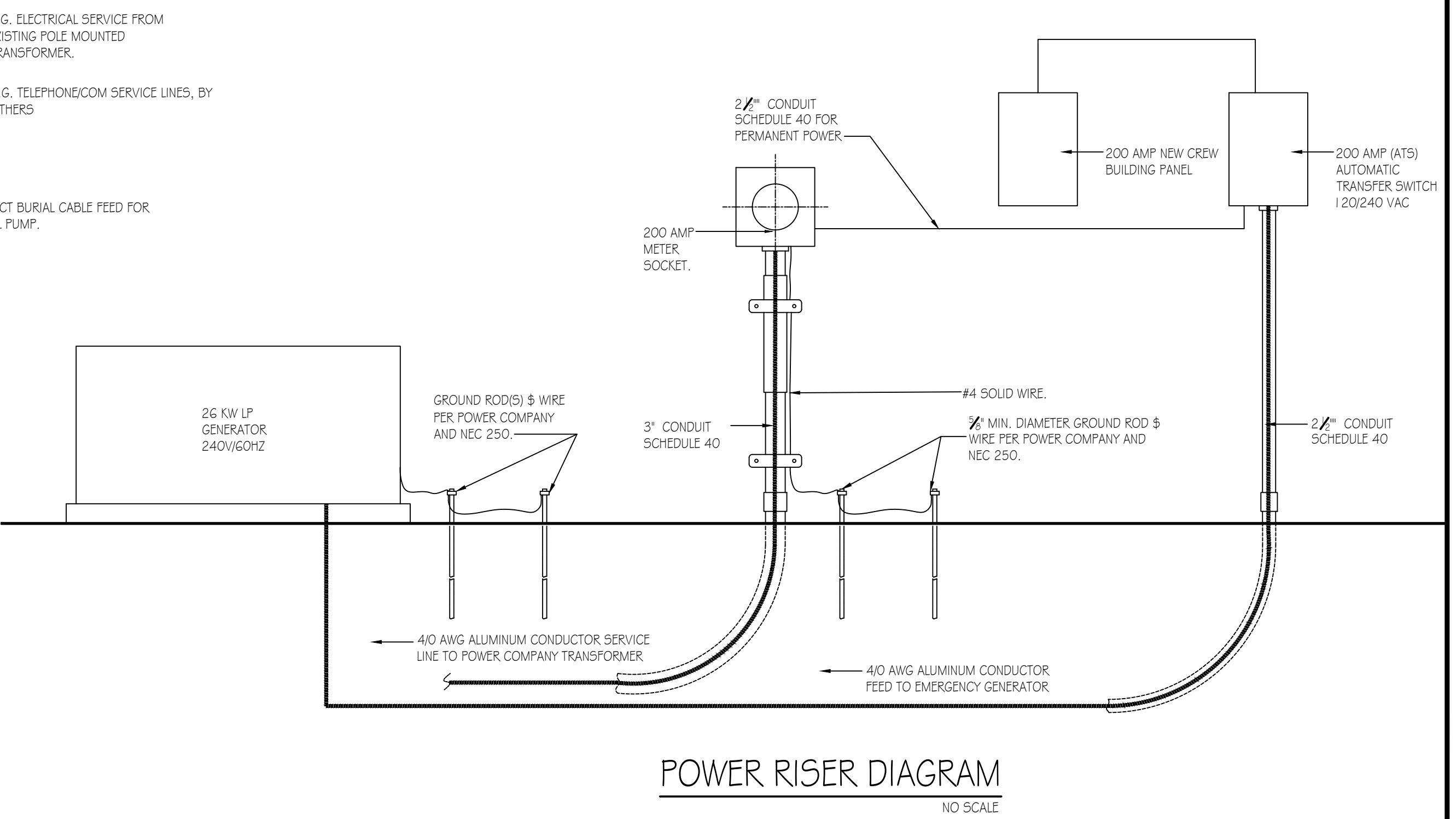
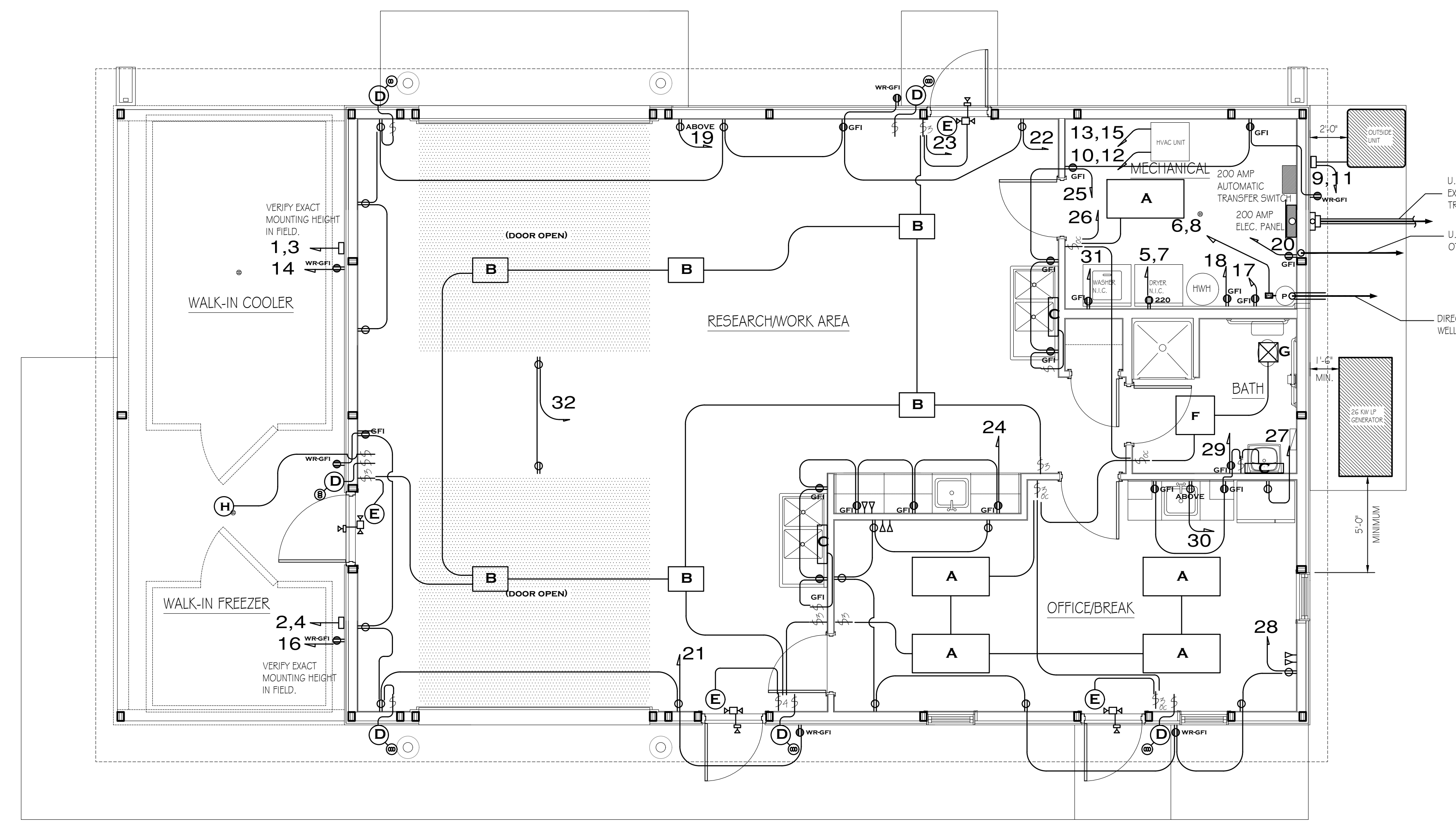
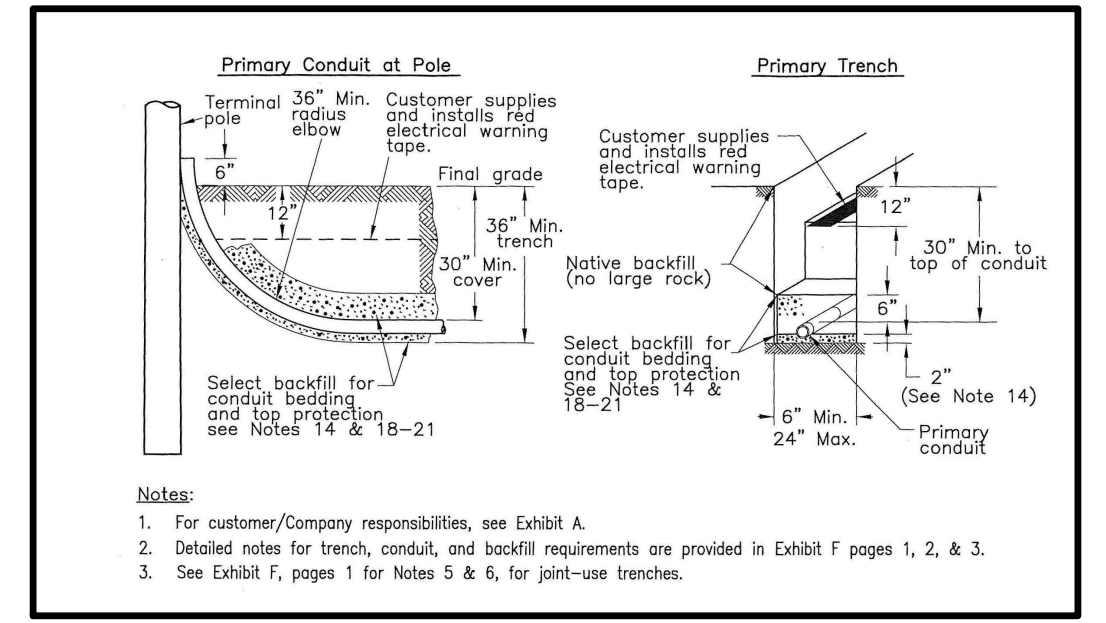
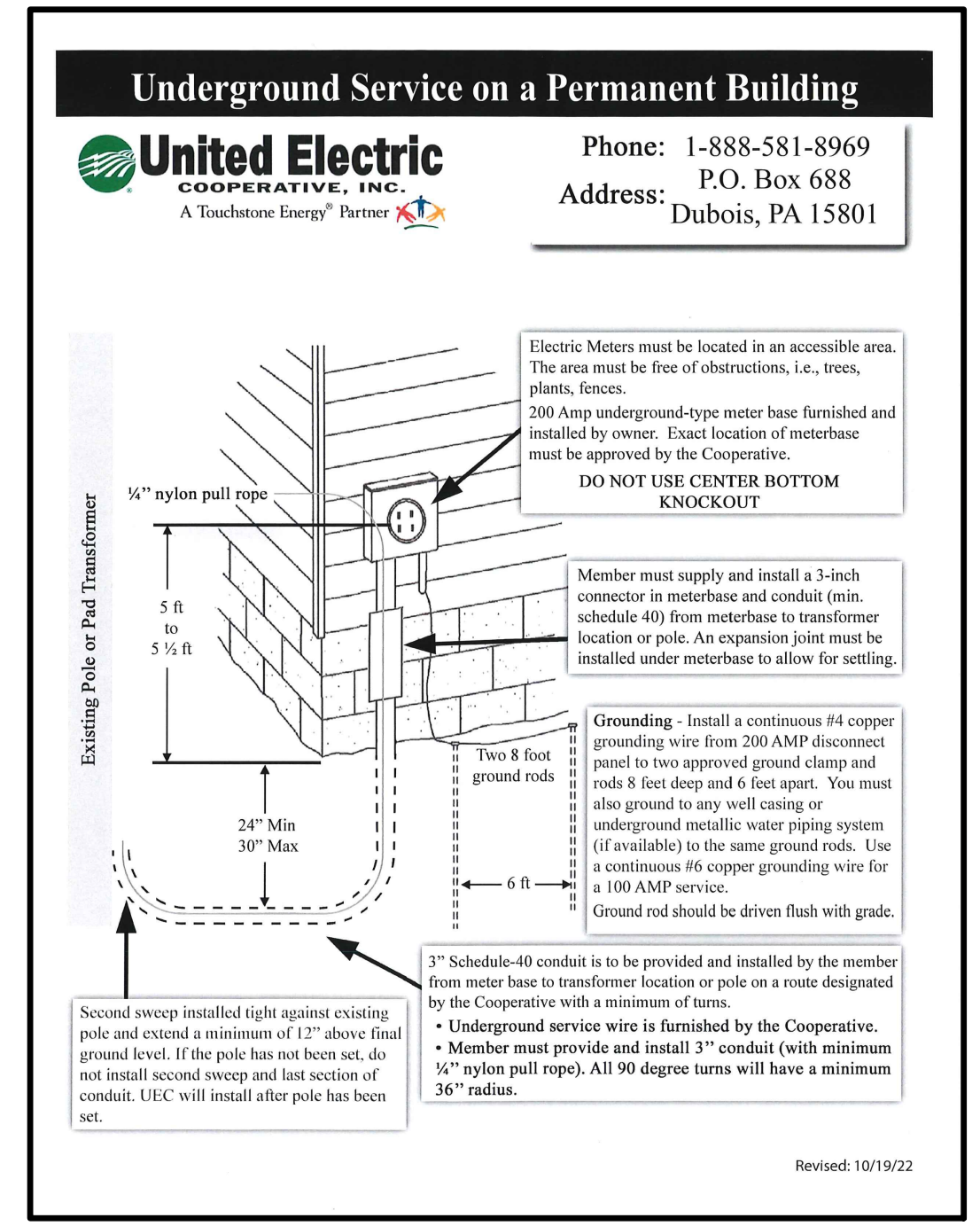
WASHER	36"
DRYER	36"
OFFICE RECEPTACLES AND TELEPHONE	18"
ALL SWITCHES AND OTHER RECEPTACLES	48"

ELECTRICAL WIRING SYMBOLS

WRGFI	GFI-WATER RESISTANT-RECEPTACLE
GFI	GFI RECEPTACLE
D	DUPLEX OUTLET, SPLIT CIRCUIT
DO	50 AMP, 220 VOLT OUTLET, WELDER (VERIFY TYPE 4 LOCATION WITH PGC)
DO	30 AMP, 220 VOLT OUTLET
DO	30 AMP, 220 VOLT OUTLET (DRYER)
HO	HOME RUN/CIRCUIT #
TC	TELECOMMUNICATIONS OUTLET
J	JUNCTION BOX
PC	PHOTO CELL
EL	EXIT LIGHTING W/BATTERIES
S	SWITCH
S3	SWITCH, 3 WAY
S4	SWITCH, 4 WAY
OC	SWITCH, OCCUPANCY SENSOR
PS	PRESSURE SWITCH
WP	WATER PUMP


GENERAL ELECTRICAL NOTES:

- FURNISH AND INSTALL SOLID COPPER CONDUCTORS AS SPECIFIED; NO ALUMINUM AND NO STRANDED. MC CABLE IS APPROVED FOR ALL HOME RUN CIRCUITS IF NEATLY INSTALLED.
- ALL CONDUCTORS FOR 120V CIRCUITS OVER 100' IN LENGTH SHALL BE MINIMUM #10AWG. ALL CONDUCTORS FOR 120V CIRCUITS OVER 150' IN LENGTH SHALL BE MINIMUM #8AWG. CONTRACTOR IS RESPONSIBLE FOR VERIFICATION OF FINAL CIRCUIT LENGTHS AND CORRESPONDING WIRE SIZE TO ENSURE VOLTAGE DROP IS MAINTAINED WITHIN NEC LIMITS.
- ALL WORK SHALL BE PERFORMED AS REQUIRED BY APPLICABLE SECTION OF THE NATIONAL ELECTRICAL CODE (NEC), LATEST EDITION, AND ALL GOVERNING UCC BUILDING CODES AND REGULATIONS.
- PROVIDE GROUNDING AND BONDING FOR ELECTRICAL SYSTEMS. ELECTRICAL COMPONENTS, DEVICES AND ACCESSORIES SHALL BE LISTED AND LABELED AS DEFINED IN NFPA 70 AND COMPLY WITH UL 467 FOR GROUNDING AND BONDING MATERIALS AND EQUIPMENT. INSTALL INSULATED EQUIPMENT GROUNDING CONDUCTORS ALL FEEDERS AND BRANCH CIRCUITS, LIGHTING CIRCUITS, RECEPTACLE CIRCUITS SINGLE PHASE MOTOR AND APPLIANCE BRANCH CIRCUITS, ARMORED AND METAL-CLAD CABLE RUNS AND AS REQUIRED BY NFPA 70.
- PROVIDE ALL HANGERS AND SUPPORTS FOR ELECTRICAL SYSTEMS, INCLUDING STEEL SLOTTED SUPPORT SYSTEMS, CONDUIT AND CABLE SUPPORT DEVICES, SUPPORTS FOR CONDUCTORS IN VERTICAL CONDUIT. HANGERS AND SUPPORTS SHALL HAVE A FLAME RATING OF CLASS 1 AND BE SELF-EXTINGUISHING ACCORDING TO ASTM D 635.
- PROVIDE CAT6 WIRE LABELED AND RAN FROM EACH DATA BOX TO MECHANICAL ROOM. PROVIDE 12' ADDITIONAL COILED LENGTH IN MECHANICAL ROOM FOR EACH RUN.
- MOUNT COMBINATION EXIT/EMERGENCY LIGHTING UNITS TO THE LIGHTING BRANCH CIRCUIT IN THE ROOM IT IS SERVING ON THE LINE SIDE OF ANY SWITCHES.
- VERIFY EXACT MOUNTING LOCATIONS AND HEIGHTS OF DISCONNECT AND EXTERIOR RECEPTACLES FOR FREEZER AND COOLER WITH MANUFACTURER IN FIELD.



FLOOR PLAN - ELECTRICAL
SCALE: 1/4" = 1'-0"

TRUE NORTH
PROJECT NORTH



PENNSYLVANIA GAME COMMISSION

STATE GAME LANDS # 331	UNION TOWNSHIP	CLEARFIELD COUNTY
NEW PGC STORAGE/RESEARCH BUILDING		
ELECTRICAL FLOOR PLAN, SCHEDULES & DETAILS		
REVISIONS	PROJECT NO.	PGC-331-22-01
	DRAWN BY:	M. SPOTTS
	DATE:	7/12/2023
	SHEET NO.	E-1